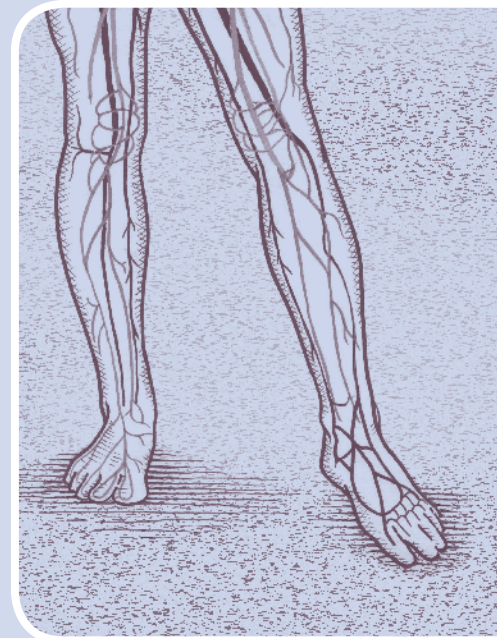




American  
College of  
Phlebology



Final  
Program



# 21<sup>st</sup> Annual Congress

November 8–11, 2007

JW Marriott Starr Pass Resort & Spa  
Tucson, Arizona



American College  
of Phlebology  
**Foundation**

...wishes to thank the following Corporate Partners for their shared vision and very generous support.

**CHAIRMAN'S LEVEL (\$500,000)**



**FOUNDER'S LEVEL (\$250,000)**



**VNUS**  
MEDICAL TECHNOLOGIES, INC.



**DIOMED**

**VISIONARY LEVEL (\$150,000)**



**COOLTOUCH**



**DIRECTOR'S LEVEL (\$100,000)**



**SUPPORTER LEVEL  
(\$50,000 – \$74,000)**



**DONOR LEVEL  
(UNDER \$25,000)**



As of October 1, 2007

# Table of Contents

Advance Registration Form . . . . .	Insert
Message from the Program Chair . . . . .	4
Officers, Board of Directors and Program Committee . . . . .	4
Faculty. . . . .	6
Registration Information and Fees . . . . .	8
Optional Additional Fees . . . . .	11
On-Site Registration Hours . . . . .	12
Cancellation/Refund Policy . . . . .	12
Syllabus Materials . . . . .	12
Evaluation Forms . . . . .	12
Meeting Packets . . . . .	12
Exhibit Hours . . . . .	13
Host Hotel . . . . .	13
Airport Transportation . . . . .	13
Continuing Medical Education (CME) Credit . . . . .	13
Video Library . . . . .	14
Internet Café for E-mail . . . . .	14
Program Errata and Addenda . . . . .	14
Membership Information . . . . .	14
ACP Special Interest Section Meetings. . . . .	14
Social Activities . . . . .	15
Additional Meeting Information. . . . .	15
Program Summary. . . . .	16
Program at a Glance (by day). . . . .	20
Scientific Program	
Thursday, November 8, 2007 . . . . .	22
Friday, November 9, 2007 . . . . .	26
Saturday, November 10, 2007. . . . .	32
Sunday, November 11, 2007 . . . . .	38
Authors and Presenters Index . . . . .	40



# Message from the Program Chair

**John Mauriello, MD, FACPh**

On behalf of the entire Program Committee, I welcome you to the 21st Annual Congress of the American College of Phlebology. Thanks to the many excellent suggestions from previous participants this program was designed to interest everyone, from beginner to the advanced skilled practitioner. This annual congress brings together internationally recognized experts on all aspects of venous disease, including diagnosis, pathophysiology and treatment with the objective to provide those attending with the most current knowledge for effective clinical management of venous disease.

We begin on Thursday, November 8th with our Pre-Congress Basic Symposium offering a comprehensive introduction to the field of Phlebology for physicians, nurses, ultrasound technologists and other medical professionals. The afternoon workshops will include live patient evaluations and duplex assessment as well as treatment discussions and video demonstrations of various procedures. This year we have added two compression bandaging workshops. This is an incredible opportunity to have one of the world's leading authorities, Dr. Hugo Partsch, teach you personally how to apply compression bandages. We have also added a Practice Management Course which will provide tips on how to run a more profitable practice.

The congress starts each morning with four simultaneous interactive sessions. These early eye openers let you interact with the experts. Please sign up early, because these sessions fill up early due to limited seating. Dr. Neil Piller, our keynote speaker, comes from Australia, and will enthusiastically update us on Lymphatic Dysfunction. Abstract and poster presentations, eight instructional courses and ten symposia will cover the basic as well as the newest scientific and practical clinical information possible. No one, no matter what level of experience, will be disappointed.

On behalf of the Board of Directors and the Program Committee, I invite you to come to the 21st Annual Congress of the American College of Phlebology. Bring your family, nurses, ultrasound technologist and office staff. The weather will be great, the learning experience exceptional and the memories unforgettable.

*See you in Tucson!*

## ACP OFFICERS

**Robert J. Min, MD, MBA, FACPh, FSIR**

*President*

**Nick Morrison, MD, FACS, FACPh**

*President – Elect*

**John Mauriello, MD, FACPh**

*Treasurer*

**Tri Nguyen, MD**

*Secretary*

## ACP BOARD OF DIRECTORS

**Steven E. Zimmet, MD, RVT, FACPh**

*Immediate Past President*

**Neil S. Sadick, MD, FACP, FAACS, FACPh**

*Past President*

**Neil M. Khilnani, MD, FACPh**

**Lowell S. Kabnick, MD, FACS, FACPh**

**Michael P. Krusch, MD, FACPh**

**Suresh Vedantham, MD**

**Bruce A. Sanders, CAE**

*Executive Director*

## 2007 ANNUAL CONGRESS PROGRAM COMMITTEE

**John Mauriello, MD, FACPh**

*Program Chair*

**James W. Altizer, MD, FACPh**

**Jody A. Comstock, MD**

**Mark D. Forrestal, MD, FACPh**

**Lowell S. Kabnick, MD, FACS, FACPh**

**Kathy H. Melfy, BSN, RN**

**Nick Morrison, MD, FACS, FACPh**

**Diana L. Neuhardt, RVT**

**Suresh Vedantham, MD**



## Treating Veins with **EVLT®** by **Diomed** Just Got **MORE** Attractive

EVLT® is the #1 physician choice for endovenous treatment of varicose veins.  
Diomed understands it takes **More** than just a laser to make a vein practice successful.

# MORE

### **MORE TECHNOLOGY**

Diomed offers the most advanced technology and the most choices from different laser platforms to multiple procedure kits to ancillary supplies and equipment. Customers also benefit from our partnerships with market leaders SonoSite® (Ultrasound) and BSN Jobst (compression garments).

### **MORE TRAINING**

Diomed provides physicians customized, comprehensive EVLT® training support to build a thriving vein practice, from technical assistance to our exclusive MBA (Maximizing Business Achievement) Program for marketing.

### **MORE PATIENTS**

Safe, fast and effective EVLT® has over 100,000 procedures performed to date, including five years of clinical data showing success rates reaching 98%.

**EVLT® by Diomed**  
**Proven – Patented – Preferred**







# Faculty

**Harry Agis, MD, FACS**  
Vein Institute of New Jersey  
Morristown, NJ

**James W. Altizer, MD, FACPh**  
Vein Center of Charlotte  
Charlotte, NC

**John J. Bergan, MD, FACS, FACPh**  
FRCS, Hon. (Eng.)  
Vein Institute of La Jolla  
La Jolla, CA

**Michael J. Bernas, MS**  
University of Arizona  
Department of Surgery  
Tucson, AZ

**Monica Brar, MD**  
East Bay Vein Center  
Walnut Creek, CA

**Jeffrey Buckman, MD, FACPh**  
Vascular Diagnostics  
Park Ridge, IL

**Catherine M. Burdige, APRN**  
CT Image Guided Surgery, P.C.  
Fairfield, CT

**Alberto Caggiati, MD, PhD**  
University of Rome 'La Sapienza'  
Rome, Italy

**Attilio Cavezzi, MD**  
Poliambulatorio Hippocrates  
San Benedetto Del Tronto, Italy

**Jody A. Comstock, MD**  
Skin Spectrum, P.C.  
Tucson, AZ

**Tracie Dauplaise, RVT**  
Vein Centers for Excellence  
Matthews, NC

**Helen L. Denn, RN**  
Skin Spectrum, P.C.  
Tucson, AZ

**Sidney K. Edelman, PhD**  
ESP Ultrasound  
The Woodlands, TX

**Steven M. Elias, MD, FACS, FACPh**  
Englewood Hospital and  
Medical Center  
Englewood, NJ

**Frederick A. Elmore, III, MD**  
Elmore Medical Vein & Laser  
Treatment Center  
Fresno, CA

**Mark D. Forrestal, MD, FACPh**  
Northwest Vein Care  
Arlington Heights, IL

**Helane S. Fronek, MD, FACP, FACPh**  
Private Practice  
San Diego, CA

**Scott Gottlieb, MD**  
American Enterprise Institute  
Washington, DC

**Elizabeth Hall, BSN, RN**  
Vein Specialties of the South, LLC  
Macon, GA

**Kenneth E. Harper, MD, FACS**  
Vein Specialists of the South, LLC  
Macon, GA

**Terri Harper, RN, BSN**  
Vein Specialists of the South, LLC  
Macon, GA

**Philip A. Hertzman, MD, FACP, FAAFP**  
Vein Care of New Mexico  
Los Alamos, NM

**N. Scott Howell, DO**  
Advanced Dermatology  
Spring Hill, FL

**Mark N. Isaacs, MD, FACPh**  
Vein Specialists of Northern California  
Walnut Creek, CA

**Elaine J. Johnson, RN, BSN**  
Morrison Vein Institute  
Scottsdale, AZ

**Anne M. Jones, RN, BSN, RVT, RDMS**  
Severna Park, MD

**Lowell S. Kabnick, MD, FACS, FACPh**  
Vein Institute of New Jersey  
Morristown, NJ

**Neil M. Khilnani, MD, FACPh**  
Cornell Vascular  
New York, NY

**Ted King, MD, FFAFP**  
Illinois Phlebology Associates, S.C.  
Oak Brook, IL

**John R. Kingsley, MD**  
Vein Associates of America  
Birmingham, AL

**Byung-Boong Lee, MD, PhD, FACS**  
Georgetown Vascular Associates  
Reston, VA

**Jessica Lukensmeyer Byrd, RN, BSN**  
Vein Associates of America  
Durham, NC

**William Marston, MD, FACS**  
UNC-CH  
Chapel Hill, NC

**John Mauriello, MD, FACPh**  
Vein Associates of America  
Durham, NC

**Kenneth J. McKenna, ESQ**  
Dellecker Wilson King McKenna  
& Ruffier, LLP  
Orlando, FL

**Paul McNeill, MD**  
Capitol Vein & Laser Center  
Frederick, MD



**Mark H. Meissner, MD**  
University of Washington  
Medical Center  
Seattle, WA

**Kathy H. Melfy, BSN, RN**  
Morrison Vein Institute  
Tempe, AZ

**Robert F. Merchant, MD, FACS**  
The Reno Vein Clinic  
Reno, NV

**Robert J. Min, MD, MBA, FACPh, FSIR**  
Weill Medical College  
Cornell University  
New York, NY

**Nick Morrison, MD, FACS, FACPh**  
Morrison Vein Institute  
Scottsdale, AZ

**Terri Morrison, RN, BS, Voc ED**  
Morrison Vein Institute  
Scottsdale, AZ

**Edward G. Murphy, DO, FACOS**  
Southwest Vein & Laser Institute  
Phoenix, AZ

**Diana L. Neuhardt, RVT**  
CompuDiagnostics, Inc.  
Phoenix, AZ

**Tri H. Nguyen, MD**  
The University of Texas M.D. Anderson  
Cancer Center  
Houston, TX

**Jerry G. Ninia, MD, FACOG, FACPh**  
Varicose Vein Center  
Port Jefferson, NY

**Pam Norris, BSN, RN**  
Morrison Vein Institute  
Scottsdale, AZ

**Sharon Olbert, BSN, RN**  
Morrison Vein Institute  
Scottsdale, AZ

**Jose Antonio Olivencia, MD, FICS,  
FACA, FACPh**  
Iowa Vein Center, Inc.  
West Des Moines, IA

**Peter J. Pappas, MD**  
University Hospital  
Newark, NJ

**Hugo Partsch, MD, FACPh**  
Wien, Austria

**Neil Piller, MD**  
Bedford Park, Australia

**Paul Pittaluga, MD**  
Riviera Vein Institute  
Sur Mer, France

**Barbara Pohle-Schulze,  
RVT, RDMS, RDCS**  
CompuDiagnostics, Inc.  
Phoenix, AZ

**Joseph D. Rafetto, MD**  
VA Boston Healthcare System  
West Roxbury, MA

**Pauline Raymond-Martimbeau,  
MD, FACPh**  
Dallas Non-Invasive Vascular  
Laboratory  
Dallas, TX

**Stefano Ricci, MD**  
Roma, Italy

**Charles R. Rogers, MD**  
Morrison Vein Institute  
Tempe, AZ

**Melvin Rosenblatt, MD**  
CT Image Guided Surgery, P.C.  
Fairfield, CT

**Neil S. Sadick, MD, FACP, FAACS,  
FACPh**  
Sadick Aesthetic Surgery  
& Dermatology, P.C.  
New York, NY

**Sergio Salles Cunha, PhD, RVT, FSVU**  
CompuDiagnostics, Inc.  
Phoenix, AZ

**Marlin W. Schul, MD, MBA, FACEP**  
Lafayette Regional Vein Center  
West Lafayette, IN

**Jeffrey Segal, MD, FACS**  
Medical Justice  
Greensboro, NC

**Mary Y. Sieggreen, MSN, RN, CS,  
NP, CVN**  
Harper University Hospital  
Detroit, MI

**Kenneth L. Todd, III, MD, FACP**  
Southeast Vein & Laser Center  
Dothan, AL

**Rosalee Trice, RN, CLT**  
Vein Specialists of the South, LLC  
Macon, GA

**Jean-Francois Uhl, MD**  
Paris, France

**Suresh Vedantham, MD**  
Washington University School  
of Medicine  
Saint Louis, MO


**Joyce Vining, RVT, LPN**  
Sclerotech Consulting  
Jacksonville Beach, FL

**Jean M. White, RVT**  
Quality Vascular Imaging, Inc.  
Venice, FL

**Steven E. Zimmet, MD, RVT, FACPh**  
Zimmet Vein & Dermatology  
Austin, TX

**Karen Zupko**  
Karen Zupko & Associates  
Chicago, IL

**Joseph A. Zygmunt, Jr., RVT**  
Vein Associates of America  
Durham, NC



# General Information

## REGISTRATION INFORMATION

Advance registration is required to ensure that badges and tickets to sessions and social activities will be available when you arrive at the Congress. Please use the registration form provided or register online. Advance registration closes **Friday, October 19, 2007**. Any registrations received after this date will be processed at the on-site rate. On-Site registration will be available, however only a limited number of courses and social activities will be available.

## PRE-CONGRESS DAY REGISTRATION FEES (THURSDAY, NOVEMBER 8, 2007) – *Optional*

The purpose of the Pre-Congress is to provide an intensive review of the core concepts of phlebologic evaluation and treatment. These include venous anatomy, physiology, ultrasound evaluation and surgical and non-surgical treatment modalities. We have divided the day into four tracks to specifically accommodate those who have a specialized interest in ultrasound, compression, and practice management (see learning objectives on the following pages). While the meeting is oriented toward providers who seek introduction to Phlebology, it is comprehensive enough to provide a very thorough review for even the most experienced practitioner. NOTE: If you will be attending Track C Morning Compression Bandaging, you will then attend either Track A & B Afternoon Workshops or Track D afternoon lectures. If you will be attending Track C Afternoon Compression Bandaging, you will then attend either Track A, B or D morning lectures.

Postmarked on or	Postmarked
Before 10/19/2007	After 10/19/2007

### Physician Rates

ACP Member Physician	\$445.00	\$470.00
Non-ACP Member Physician	\$595.00	\$620.00

### Non-Physician Rates (Allied Health Professionals)

ACP Member Non-Physician	\$270.00	\$295.00
Non-ACP Member Non-Physician	\$345.00	\$370.00

### Pre-Congress and Congress Combination Discount

*If you are registering for the Main Congress (November 9 – 11),  
as well as the Pre-Congress (must be attending full day),  
Allied Health Professionals **subtract \$100** as a registration discount  
Physician's **subtract \$150** as a registration discount*

– \$100.00	– \$100.00
– \$150.00	– \$150.00





# General Information

## PRE-CONGRESS DAY LEARNING OBJECTIVES

COMMON GROUND LECTURES (TRACKS A & B WILL ATTEND THESE TOGETHER)

### *Venous Anatomy & Pathophysiology*

Following successful completion of this session the participant will have an understanding of basic venous anatomy of the lower extremities, including both the deep and superficial venous system, as well as an understanding of the pathophysiology of superficial venous insufficiency and how this results in the development of varicose veins, stasis dermatitis, and venous stasis ulcers.

### *Patient Assessment with Duplex Ultrasound*

Following successful completion of this session the participant will understand the elements of the history and physical exam of patients with venous abnormalities and have an understanding of the rationale and protocol for duplex examination of the patient with venous disease as well as the normal venous anatomy.

### *Treatment of the Saphenous Vein*

Following successful completion of this session the participant will have an understanding of a variety of options for treatment of saphenous vein reflux as well as a review of the pros & cons and effectiveness of each modality.

## TRACK A

### *Treatment of Large Varicose Veins*

Following successful completion of this session the participant will have an understanding of different options for treating large varicose veins. This will include how the location, size and cause of the varicosity may affect the approach selected as well as advantages and disadvantages of each method.

### *Treatment of Telangiectasias*

Following successful completion of this session the participant will have an understanding of the approach to the patient with 'spider veins', as well as an understanding of the choice of sclerosants, concentrations used, methodology and interval of treatments.

### *Deep Venous Disease*

Following successful completion of this session the participant will have an understanding of different options for treating deep venous disease. This will include the potential role of endovenous ablation and endovascular stent placement in treating the post-thrombotic syndrome, as well as the use of catheter-directed thrombolysis for acute DVT.

## TRACK B

### *Duplex Evaluation of the Deep Venous System*

Following successful completion of this session, the participant will have a basic understanding of the anatomy of the deep venous system of the lower extremities. Additionally, the didactics of duplex evaluation diagnosis of deep vein thrombosis, venous valvular reflux, and anatomic variants will be explained.

### *Duplex Evaluation of the Superficial Venous System*

Following successful completion of this session, the participant will have a basic understanding of anatomy of the superficial venous system of the lower extremities (GSV & SSV). Additionally, the didactics of duplex evaluation diagnosis of venous valvular reflux and anatomic variants will be explained.



# General Information

## TRACK B (CONTINUED)

### *Creating a Venous Map of Duplex Findings*

Following successful completion of this session, the participant will have a fundamental understanding of transposing duplex ultrasound findings into a technical schematic drawing.

### *The Use of Duplex Before, During, and After Phlebological Procedures*

Following successful completion of this session, the participant will have a better understanding of the uses of Duplex before, during, and after phlebological procedures.

## AFTERNOON SESSIONS

(TRACKS A & B WILL ATTEND THESE TOGETHER)

### *Live Patient Evaluation & Assessment*

Following successful completion of this session, the participant will have an understanding of patient assessment & evaluation of patients with venous abnormalities.

### *Group Workshops*

Following successful completion of the workshops, the participants will integrate didactic explanation and clinical demonstration of: "Treatment of Small Veins, Treatment of Large Veins, and Tumescence Anesthesia & Sedation".

## TRACK C

This special workshop on compression bandaging is being personally taught by one of the most prominent experts in the world in compression therapy, Hugo Partsch, MD, of Vienna, Austria. The workshop begins with a didactic presentation on which compression works best for what indication and what materials are most appropriate. He will also present some very interesting information regarding short stretch bandages. The bulk of the workshop however, will be devoted to hands-on practical application of short stretch compression dressings for the treatment of the swollen lower extremity. This is an extraordinary opportunity to have one of the world's leading authorities teach you personally how to apply compression bandages! That is why it is limited to only 20 participants per session. NOTE: If you register for the morning session, you can then attend the afternoon workshops being offered for Track A & B or the afternoon lectures being offered for Track D. If you register for the afternoon session, you can then attend the morning lectures being offered for Track A, B or D.

## TRACK D

If maximizing the value of your clinical time and financial results-including a lower overhead and high collection rate are your goals, this is the course for you. During this day long workshop, Karen Zupko, a consultant with more than 20 years helping physicians improve their practices will show you how to analyze the processes, people and profitability in your office. This course features important information on audit controls, hiring high performing staff and how to develop your vein practice through effective marketing.

As a result of attending this course the participant will be able to:

- \*Analyze key financial reports which are essential for running a practice
- \*Strategize about marketing and practice development; avoiding expensive mistakes
- \*Refine their reimbursement strategies to ensure optimal payment




## General Information

### CONGRESS REGISTRATION FEES (NOVEMBER 9-11, 2007)

	Postmarked Before 9/21/2007	Postmarked on or After 9/21/2007 & Before 10/19/2007	Postmarked After 10/19/2007
ACP Member	\$745.00	\$795.00	\$945.00
Non-ACP Member	\$995.00	\$1,045.00	\$1,195.00
Resident (Medical Student)	\$395.00	\$420.00	\$495.00
Invited Abstract/Poster Presenter	\$745.00	\$795.00	\$945.00
<i>(Same price as ACP Physician Member-discount only applies to non-members)</i>			
<b>Allied Health Professionals:</b>			
ACP Member	\$395.00	\$420.00	\$495.00
Non-ACP Member	\$470.00	\$495.00	\$570.00
Spouse/Guest (Optional)	\$75.00	\$75.00	\$85.00
<i>(Spouse/Guest badge allows admittance to: Exhibit Hall, Opening Reception, Continental breakfasts, coffee breaks and Sunday brunch. Spouse/Guests may not attend any scientific sessions.)</i>			
<b>NEW THIS YEAR! Multiple Attendees From Same Office Discount</b>			
If more than one person registers for the Congress from the same office, each additional person will receive a \$75.00 discount off of the Congress registration fees. <i>(Note: this does not apply to the Pre-Congress fees.)</i>			
<b>Optional Additional Fees:</b>			
Interactive Sessions	\$65.00	\$65.00	\$75.00
<i>(These sessions are offered on Friday, Saturday and Sunday)</i>			
Dinner and Social Event	\$85.00	\$85.00	\$95.00
<i>(Saturday 6:30 PM)</i>			

#### Notes

- There are separate registration fees for the Pre-Congress Day, interactive sessions and the dinner social event on Saturday evening.
- Registration for the Instructional Courses is included in the Congress registration fee, however these sessions are limited on a first come, first served basis and will be ticketed. Room capacities are limited. Please plan accordingly and attend whichever course(s) are of interest to you.
- Registration for the symposia is included in the Congress registration fee. Please attend whichever symposia are of interest to you.



# General Information

## ON-SITE REGISTRATION HOURS

Wednesday, November 7, 2007	3:00 PM – 6:00 PM
Thursday, November 8, 2007	7:00 AM – 6:00 PM
Friday, November 9, 2007	6:30 AM – 6:00 PM
Saturday, November 10, 2007	6:30 AM – 6:00 PM
Sunday, November 11, 2007	7:30 AM – 12:00 PM

## CANCELLATION/REFUND POLICY

Registration fees, less a \$100 administrative fee, will be refunded upon written notice of cancellation to the headquarters office. In order to qualify for a refund of fees, your written cancellation notice must be postmarked no later than **Friday, October 19, 2007**. There will be no refund of fees for written cancellations received after this date or for lack of attendance without notification.

## SYLLABUS MATERIALS

In order to reduce the amount of materials each attendee carries during the Congress, some syllabus materials will be provided to you at the Congress **via CD-ROM** only. This format applies only to materials presented in the early morning Interactive Sessions, the afternoon Instructional Courses, and all Symposia. However, if you also want printed copies of these materials during the Congress, they may be ordered in advance.

Note that some printed materials will be provided to all registrants, including: the daily program schedule, material from the keynote speaker, text from all abstracts to be presented, as well as exhibitor and exhibit hall information.

You may order printed copies of the “CD-ROM only” syllabus materials if you desire. The order **must** be placed in advance of the Congress (on or before October 19, 2007). There is a nominal charge of \$35 to cover the printing and preparation costs of the hardcopy materials. Please be sure to check the appropriate box on your registration form if you would like to receive a printed copy of the syllabus materials upon your check-in at the Onsite Congress Registration Desk.

## EVALUATION FORMS

Evaluation forms are provided in the meeting packets. Please fill out the forms completely and deposit them at the ACP registration desk in order to receive your CME certificate.

## MEETING PACKETS

Meeting packets will be available at the ACP Registration Desk, which will be located at the Grand Ballroom Registration. Your packet will contain your badge, syllabus, ticket(s) and evaluation forms.



## General Information

### EXHIBIT HOURS

All continental breakfasts, morning coffee breaks, opening reception and Sunday's brunch will be served in the exhibit hall. The technical exhibits will be open as follows:

Thursday, November 8, 2007	7:00 AM – 1:45 PM
Friday, November 9, 2007	7:00 AM – 1:15 PM and 6:30 PM – 8:00 PM
Saturday, November 10, 2007	7:00 AM – 1:00 PM
Sunday, November 11, 2007	8:00 AM – 11:30 AM

### HOST HOTEL

#### **JW Marriott Starr Pass Resort & Spa**

3800 West Starr Pass Boulevard

Tucson, AZ 85745

Tel: (888) 527-8989 OR (520) 792-3500

[www.starrpassmarriott.com](http://www.starrpassmarriott.com)

### AIRPORT TRANSPORTATION

The JW Marriott Starr Pass Resort & Spa is conveniently located about 20 minutes from the Tucson Airport and limousine service, taxis and rental cars are available.

### CONTINUING MEDICAL EDUCATION (CME) CREDIT

**American Academy of Family Physicians (AAFP)** – This activity has been reviewed and is acceptable for up to 23.75 Prescribed credits by the American Academy of Family Physicians. The Pre-Congress (Thursday, November 8) qualifies for six and a half (6.5) hours and the ACP Congress (November 9-11) qualifies for seventeen and a quarter (17.25) hours.

**Society for Vascular Ultrasound (SVU)** – This program meets the criteria for twenty-nine (29) SVU-CMEs which are accepted by the American Registry of Diagnostic Medical Sonographers (ARDMS) towards recertification, the American Registry of Radiologic Technologists (ARRT) for Category A credit, and the Intersocietal Commission for the Accreditation of Vascular Laboratories (ICAVL) for accreditation. The Pre-Congress (Thursday, November 8) qualifies for eight (8) hours and the ACP Congress (November 9-11) qualifies for twenty-one (21) hours.

**Wild Iris (Nursing Credits)** – This Educational Program is sponsored by Wild Iris Medical Education which is approved as a Provider by the Washington State Nurses Association. The Washington State Nurse Association is accredited as an approver of Continuing Education in Nursing by the American Nurses Credentialing Center Commission on Accreditation, #PA-5/Feb/08, California Board of Registered Nursing (BRN) Provider #12300, Florida Board of Registered Nurses #NCE3403. This program qualifies for twenty-five (25) Continuing Education Units. The Pre-Congress (Thursday, November 8) qualifies for seven (7) hours and the ACP Congress (November 9-11) qualifies for eighteen (18) hours.

Additional organizations may recognize these programs. Appropriate credit for attendance should be ascertained and reported by the individual to the particular state or medical society to which he or she belongs. A certificate of attendance will be provided to all registrants on-site upon completion of the program and return of their evaluations.





# General Information

## VIDEO LIBRARY

A number of educational videos will be available to view throughout the Congress. The schedule for the Video Library is as follows:

Thursday, November 8, 2007	6:00 AM – 6:00 PM
Friday, November 9, 2007	6:00 AM – 6:00 PM
Saturday, November 10, 2007	6:00 AM – 6:00 PM
Sunday, November 11, 2007	6:00 AM – 11:30 AM

Topics to be included in the video library are: Ambulatory Phlebectomy, Bilateral Gevaudanaise, Chronic Lower Limb Venous Insufficiency, Clinical Examination of a Patient with Varicose Veins, Compression Stockings, Crossectomy and Short Stripping of the Saphenous Vein, Cryosurgery and Invagination of the Long Saphenous Vein, Deep Vein Thrombosis and Pulmonary Embolism-Protocol for Effective Prophylaxis, Duplex Ultrasound of the Superficial Venous System, Echophlebectomy, Endovenous Laser Treatment, Esthetic Exosaphenectomy of the Short Saphenous Vein, Esthetic Phlebectomy of the Facial Veins, Esthetic Vein Extraction of the Veins of the Foot, Flush Sapheno-Femoral Ligation and Partial Extraluminal Stripping Under Local Anesthesia, Intro to Doppler and Photoplethysmography, Perforator, Sclerotherapy, Short Stripping Under Local Anesthesia and Ambulatory Phlebectomy, Stripping by Invagination, Valve Cusp Tributary Classification: Angioscopy of Venous Valves, Venous Hemodynamics of the Lower Limbs, and Venous Reflux Doppler.

## INTERNET CAFÉ FOR E-MAIL

There will be a limited number of terminals with Internet access for registrants to check their browser-based e-mail. The hotel also provides high-speed Internet access from all guest rooms.

## PROGRAM ERRATA AND ADDENDA

The ACP reserves the right to modify the agenda and speakers listed in the Final Program as circumstances dictate. If necessary, an Errata and Addenda Sheet will be included with your meeting packet.

## ACP MEMBERSHIP INFORMATION

Membership in the ACP provides you with many exceptional opportunities to stay current in the field of phlebology! Be it through our educational symposia and annual congresses or through our periodicals and research grants, the ACP is dedicated to supporting phlebology education and research and fostering clinical excellence in the field of phlebology. Membership in the ACP is open to both physicians and allied health professionals. If you are interested in membership in the College, please contact Dana DePonzi Haas at the headquarters office at 1-510-834-6500 ext. 104 or [ddeponzi@amsinc.org](mailto:ddeponzi@amsinc.org). Membership information will also be available at the ACP Membership Booth at the 2007 Congress. Please note that applicants with a completed membership file are welcome to register for the meeting at the member rate. Join today!

## ACP SPECIAL INTEREST SECTION MEETINGS

The two sections of the ACP (Phlebology Nursing Section and Ultrasonography Section) will have business meetings during the Congress. All interested parties, both members and non-members, are welcome to attend.

# General Information

## PLANNED SOCIAL ACTIVITIES

All of the activities below, except the Dinner and Social Event, are included in your ACP registration fee but are optional.

### New Member Reception

Thursday, November 8, 2007 5:30 PM to 6:30 PM

*(Open ONLY to New Members, ACP Board of Directors, and by Invitation)*

Join us for a unique welcome to the ACP community. Enjoy this informal reception and opportunity to visit with many of your colleagues and ACP Board of Directors. Learn more about the American College of Phlebology and build your network at the very start of the meeting!

### Opening Night Reception

Friday, November 9, 2007 6:30 PM to 8:00 PM

Enjoy this reception offering a special welcome to the Annual Congress and Arizona! Start the Congress by visiting with your colleagues and mingling with our exhibitors in a social setting.

### Dinner and Social

Saturday, November 10, 2007 6:30 PM to 10:00 PM

An evening of fun and enjoyment is planned with a reception followed by dinner and entertainment. Join your colleagues for this memorable evening. The price is just \$85.00\* per person for fun, food and dancing. Guests are also invited. See the registration form to order tickets. (\*Price increases 10/19/07)

### Brunch in the Exhibit Hall

Sunday, November 11, 2007 10:30 AM to 11:30 AM

Don't miss this last opportunity to view the exhibits and visit with other attendees.

## ADDITIONAL MEETING INFORMATION

Should you have any questions about the information contained in this brochure, or require any additional information, please contact the ACP headquarters office:

### American College of Phlebology

100 Webster Street, Suite 101

Oakland, CA 94607-3724

Phone: 1-510-834-6500

Fax: 1-510-832-7300

Email: [ACP@amsinc.org](mailto:ACP@amsinc.org)

Website: [www.phlebology.org](http://www.phlebology.org)



# Program Summary

## Wednesday, November 7, 2007

3:00 PM – 6:00 PM	Registration / Information
-------------------	----------------------------

## Thursday, November 8, 2007


6:00 AM – 6:00 PM	Video Library and A/V Preview
7:00 AM – 6:00 PM	Registration / Information
7:00 AM – 1:45 PM	Exhibits Open
7:00 AM – 8:00 AM	Continental Breakfast in Exhibit Hall
8:00 AM – 10:15 AM	<b>Common Ground Lectures</b> ( <i>Tracks A and B Will Attend Together</i> )
8:00 AM – 10:15 AM	<b>Track C: Morning Compression Bandaging</b> ( <i>Limited to 20 Participants</i> )
8:00 AM – 10:15 AM	<b>Track D: Practice Management</b>
10:15 AM – 10:45 PM	Coffee Break in Exhibit Hall ( <i>Tracks A, B, C, &amp; D</i> )
10:45 AM – 12:45 PM	<b>Track A: Basic Phlebology Diagnosis &amp; Treatment</b>
10:45 AM – 12:45 PM	<b>Track B: Basic Ultrasonography</b>
10:45 AM – 1:00 PM	<b>Track C: Morning Compression Bandaging</b> ( <i>Continued</i> )
10:45 AM – 12:45 PM	<b>Track D: Practice Management</b> ( <i>Continued</i> )
12:45 PM – 1:45 PM	Luncheon ( <i>Open to All Pre-Congress Registrants</i> )
1:45 PM – 3:00 PM	<b>Track C: Afternoon Compression Bandaging</b> ( <i>Limited to 20 Participants</i> )
2:00 PM – 3:00 PM	<b>Patient Evaluation</b> ( <i>Tracks A and B Will Attend Together</i> )
2:00 PM – 3:00 PM	<b>Track D: Practice Management</b> ( <i>Continued</i> )
3:00 PM – 3:15 PM	Refreshment Break ( <i>Tracks A, B, C, &amp; D</i> )
3:15 PM – 5:00 PM	<b>Workshops</b> ( <i>Tracks A and B Will Attend Together</i> ) Workshop #1: Small Veins Workshop #2: Large Veins Workshop #3: Microphlebotomy & Anesthesia
3:15 PM – 5:00 PM	<b>Track C: Afternoon Compression Bandaging</b> ( <i>Continued</i> )
3:15 PM – 5:00 PM	<b>Track D: Practice Management</b> ( <i>Continued</i> )
5:30 PM – 6:30 PM	New Member Reception ( <i>Open ONLY to New Members, ACP Board of Directors, and by Invitation</i> )



## Program Summary

Friday, November 9, 2007	
6:00 AM – 6:00 PM	Video Library and A/V Preview
6:30 AM – 6:00 PM	Registration / Information
7:00 AM – 1:15 PM	Exhibits Open
7:00 AM – 8:00 AM	Continental Breakfast in Exhibit Hall
7:00 AM – 7:50 AM	<b>Interactive Sessions</b> (4 Concurrent Sessions) Session #101: Insurance & Phlebological Coding Session #102: Visual & Ultrasound Guided Sclerotherapy Session #103: Ambulatory Phlebectomy Session #104: Case Presentations: How Would You Treat These Patients?
8:00 AM – 12:00 PM	General Scientific Session
9:30 AM – 12:00 PM	<b>Symposium #1: Nursing</b> <i>(Concurrent With Abstract Sessions)</i>
10:30 AM – 11:00 AM	Coffee Break in Exhibit Hall
12:15 PM – 1:15 PM	Lunch <i>(On Your Own)</i>
	Women in Phlebology Luncheon <i>(Open to Female Physicians By Invitation Only)</i>
	Nursing Section Business Meeting & Luncheon <i>(Open to All Nurses - RSVP Required)</i>
1:30 PM – 3:00 PM	<b>Instructional Courses</b> (4 Concurrent Courses) Course #201: Visual Sclerotherapy Course #202: Duplex Ultrasound Diagnosis: Live Patients, Part I Course #203: Perforator Ablation Course #204: How to Setup a Phlebology Practice
3:00 PM – 3:45 PM	Refreshment Break
3:45 PM – 5:30 PM	<b>Symposia</b> (3 Concurrent Symposia) Symposium #2: Superficial Venous Anatomy of the Leg Symposium #3: Medicolegal Aspects of Phlebology Symposium #4: Advanced Nursing
5:30 PM – 6:30 PM	Ultrasonography Section Business Meeting <i>(Open to All Registrants)</i>
6:30 PM – 8:00 PM	Opening Night Reception in Exhibit Hall <i>(Open to All Registrants)</i>

Saturday, November 10, 2007	
6:00 AM – 6:00 PM	Video Library and A/V Preview
6:30 AM – 6:00 PM	Registration / Information
7:00 AM – 1:00 PM	Exhibits Open
7:00 AM – 8:00 AM	Continental Breakfast in Exhibit Hall



## Program Summary

### Saturday, November 10, 2007 (Continued)

7:00 AM – 7:50 AM	<b>Interactive Sessions</b> (4 Concurrent Sessions) Session #105: Treating Veins of the Face, Chest, and Hands Session #106: Endothermal Ablation-Lessons Learned Session #107: Foam Sclerotherapy Session #108: Case Presentations: How Would You Treat These Patients?
8:00 AM – 12:00 PM	General Scientific Session
9:00 AM – 10:45 AM	<b>Symposium #5: Advanced Nursing</b> <i>(Concurrent with Abstract Sessions)</i>
10:10 AM – 10:40 AM	Coffee Break in Exhibit Hall
12:15 PM – 1:15 PM	ACP General Membership Luncheon & Business Meeting <i>(Open to All Registrants)</i>
1:30 PM – 3:00 PM	<b>Instructional Courses</b> (4 Concurrent Courses) Course #205: Endovenous Chemical Ablation Course #206: Duplex Ultrasound Diagnosis: Live Patients, Part II Course #207: Venous Leg Ulcers Course #208: Endovenous Thermal Ablation/EVTA
3:00 PM – 3:45 PM	Refreshment Break
3:45 PM – 5:30 PM	<b>Symposia</b> (3 Concurrent Symposia) Symposium #6: American Venous Forum (AVF) Symposium #7: Lymphedema—What You Should Know Symposium #8: Ultrasound
6:30 PM – 10:00 PM	ACP Dinner and Social <i>(All Registrants Welcome, Additional Fee Required)</i>

### Sunday, November 11, 2007

6:00 AM – 11:30 AM	Video Library and A/V Preview
7:30 AM – 12:00 PM	Registration / Information
8:00 AM – 11:30 AM	Exhibits Open
8:00 AM – 9:00 AM	Coffee in Exhibit Hall
8:00 AM – 8:50 AM	<b>Interactive Sessions</b> (4 Concurrent Sessions) Session #109: What You Need to Know About Compression Bandages/Stockings Session #110: Treatment of Hands & Feet Session #111: How to Market a Vein Practice Session #112: How to Deal with Pelvic Veins
9:00 AM – 10:30 AM	<b>Symposia</b> (2 Concurrent Symposia) Symposium #9: Difficult Management Decisions—Vascular Malformations, May-Thurner, and Paten Foramen Ovale Symposium #10: Surgery
10:30 AM – 11:30 AM	Sunday Brunch in Exhibit Hall



## Opening a Vein Practice ... is easier than you think!

We provide a turn-key business solution:

- Marketing/Advertising
- Clinical Assistance
- Practice Evaluation/Set-up
- Financial Planning
- Patient Billing
- Practice Management
- Accounting/Payroll
- IT Set-up/Support



Our Clinical Director Tracie Dauplaise, RVT and Chair of the ACP Ultrasonography Section, will be presenting:

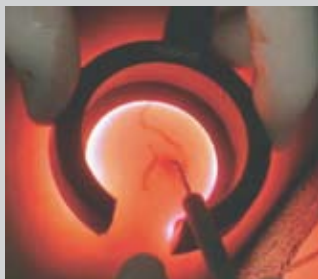
■ Nov. 9th & 10th — Live instructional patient workshops using ultrasound to demonstrate normal and abnormal venous anatomy.

■ Nov. 11th — “RVT Credentialing” presentation during the Ultrasound Symposium.

**Call for More Information!**

**1-888-576-VEIN**

  
**Veinlite®**  
TRANSILLUMINATOR



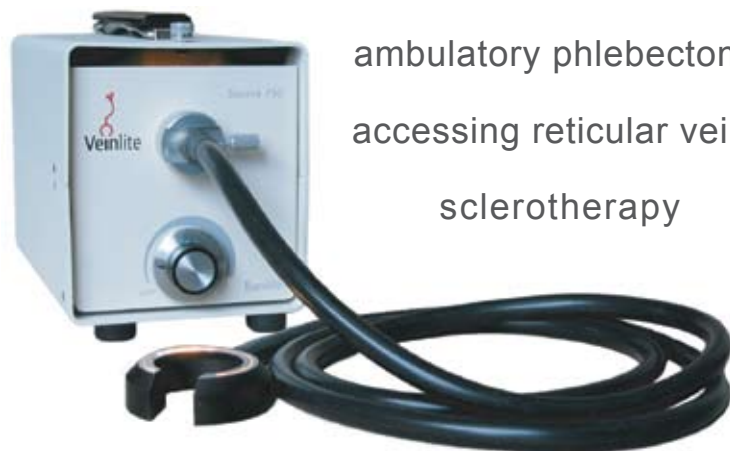
**TransLite**

8410 Highway 90A, Suite 150, Sugar Land, TX 77478  
T: 281.240.3111, F: 281.240.3122, [info@veinlite.com](mailto:info@veinlite.com)

© 2007 by TransLite. All rights reserved. VL 100-0004

## the gold standard for vein imaging

mapping varicose veins  
ambulatory phlebectomy  
accessing reticular veins  
sclerotherapy



[www.veinlite.com](http://www.veinlite.com)

© Veinlite is the registered trade mark of TransLite, LLC.

# Program At A Glance

## Thursday, November 8, 2007

	7:00 AM – 8:00 AM	8:00 AM – 12:45 PM	12:45 PM – 1:45 PM
Track A		<b>General Session:</b> Basic Phlebology Diagnosis and Treatment	
Track B		<b>General Session:</b> Basic Ultrasonography	
Track C		<b>Morning Compression Bandaging</b> Starts at 9:00 AM (Ends at 1:00 PM)	Afternoon Compression Bandaging Starts at 1:45 PM
Track D		<b>Morning Session: Practice Management</b>	
Vendor Exhibits	Exhibits Open at 7:00 AM Continental Breakfast in Exhibit Hall	Coffee Break in Exhibit Hall (10:15 AM – 10:45 AM)	Lunch in Exhibit Hall (Open to all Pre-Congress registrants) Exhibits Close at 1:45 PM
Registration and Other Information	Opens 7:00 AM		
Video Library	Opens 6:00 AM		

## Friday, November 9, 2007

	7:00 AM – 7:50 AM	8:00 AM – 12:00 PM	12:15 PM – 1:15 PM
Scientific Sessions	<b>Concurrent Interactive Sessions</b> #101 – #104	<b>General Scientific Session &amp; Symposium #1:</b> Nursing	
Vendor Exhibits	Exhibits Open at 7:00 AM Continental Breakfast in Exhibit Hall	Coffee Break in Exhibit Hall (10:30 AM – 11:00 AM)	Exhibits Close 1:15 PM
Registration and Other Information	Opens 6:30 AM		Lunch On Your Own <i>Nurses &amp; Female Physicians, Please See Page 27 of Program</i>
Video Library	Opens 6:00 AM		

## Saturday, November 10, 2007

	7:00 AM – 7:50 AM	8:00 AM – 12:00 PM	12:15 PM – 1:15 PM
Scientific Sessions	<b>Concurrent Interactive Sessions</b> #105 – #108	<b>General Scientific Session &amp; Symposium #5:</b> Advanced Nursing	
Vendor Exhibits	Exhibits Open 7:00 AM Continental Breakfast in Exhibit Hall	Coffee Break in Exhibit Hall (10:10 AM – 10:40 AM)	Exhibits Close 1:00 PM
Registration and Other Information	Opens 6:30 AM		ACP General Membership Luncheon and Business Meeting (Open to all Registrants)
Video Library	Opens 6:00 AM		

## Sunday, November 11, 2007


	6:00 AM – 8:00 AM	8:00 AM – 8:50 AM
Scientific Sessions		<b>Concurrent Interactive Sessions</b> #109 - #112
Vendor Exhibits		Exhibits Open 8:00 AM. Coffee in Exhibit Hall
Registration and Other Information	Opens 7:30 AM	
Video Library	Opens 6:00 AM	

2:00 PM – 5:00 PM		5:30 PM – 6:30 PM
	<b>Patient Evaluation and Workshop Rotations:</b> Small Veins, Large Veins, Anesthesia & Microphlebectomy	
	<b>Patient Evaluation and Workshop Rotations:</b> Small Veins, Large Veins, Anesthesia & Microphlebectomy	
		Afternoon Compression Bandaging Ends at 5:30 PM
	<b>Afternoon Session: Practice Management (continued)</b>	
	Refreshment Break (3:00 PM – 3:15 PM)	Registration Closes at 6:00 PM. New Member Reception Open only to New Members, ACP Board of Directors, and by Invitation
		Closes 6:00 PM

1:30 PM – 3:00 PM	3:45 PM – 5:30 PM	5:30 PM – 6:30 PM	6:30 PM – 8:00 PM
Concurrent Instructional Courses #201 – #204	Concurrent Symposia #2, #3 or #4		
			Opening Night Reception in Exhibit Hall
Refreshment Break (3:00 PM – 3:45 PM)		Registration Closes at 6:00 PM Ultrasonography Section Business Meeting	
		Closes 6:00 PM	

1:30 PM – 3:00 PM	3:45 PM – 5:30 PM	5:30 PM – 6:30 PM	6:30 PM – 10:00 PM
Concurrent Instructional Courses #205 – #208	Concurrent Symposia #6, #7 or #8		
Refreshment Break (3:00 PM – 3:45 PM)		Closes 6:00 PM	Dinner and Social (All attendees welcome, additional fee required)
		Closes 6:00 PM	

9:00 AM – 10:30 AM	10:30 AM – 11:30 AM
Concurrent Symposia #9 or #10	
	Brunch in Exhibit Hall (Open to all Registrants) Exhibits Close at 11:30 AM
	Closes 12:00 PM
	Closes 11:30 AM



## Thursday, November 8, 2007

### PRE-CONGRESS COMMON GROUND LECTURES *(Tracks A & B will attend these together)*

8:00 AM – 8:10 AM	Welcome and Opening Remarks	John Mauriello, MD, FACPh; Robert J. Min, MD, MBA, FACPh, FSIR
8:10 AM – 8:15 AM	Introduction	Diana L. Neuhardt, RVT; Suresh Vedantham, MD
8:15 AM – 8:45 AM	Venous Anatomy, Physiology and Pathophysiology	John Mauriello, MD, FACPh
8:45 AM – 9:15 AM	Clinical & Ultrasound Patient Assessment	Jerry G. Ninia, MD, FACOG, FACPh
9:15 AM – 9:45 AM	Saphenous Veins	Nick Morrison, MD, FACS, FACPh
9:45 AM – 10:15 AM	Question and Answer	All the Above
10:15 AM – 10:45 AM	REFRESHMENT BREAK – VISIT THE EXHIBIT HALL	

### TRACK A: BASIC PHLEBOLOGY DIAGNOSIS & TREATMENT *(concurrent with B, C & D)*

**Moderator:** Suresh Vedantham, MD

10:45 AM – 11:15 AM	Treatment of Large Varicose Veins	John Mauriello, MD, FACPh
11:15 AM – 11:45 AM	Treatment of Telangiectasias	Tri Nguyen, MD
11:45 AM – 12:15 PM	Deep Venous Disease	Suresh Vedantham, MD
12:15 PM – 12:45 PM	Question and Answer	All the Above

### TRACK B: BASIC ULTRASONOGRAPHY *(concurrent with Track A, C & D)* **Moderator:** Diana L. Neuhardt, RVT

10:45 AM – 10:50 AM	Introduction	Tracie Dauplaise, RVT
10:50 AM – 11:10 AM	Duplex Evaluation of the Deep Venous System	Sergio Salles-Cunha, PhD, RVT, FSVU
11:10 AM – 11:40 AM	Duplex Evaluation of the Superficial System	Neil M. Khilnani, MD, FACPh
11:40 AM – 11:55 AM	Creating a Venous Map of Duplex Findings	Joseph A. Zygmunt, Jr., RVT
11:55 AM – 12:25 PM	The Use of Duplex Before, During, and After Phlebological Procedures	Diana L. Neuhardt, RVT
12:25 PM – 12:45 PM	Question and Answer	All the Above

### TRACK C: MORNING COMPRESSION BANDAGING *(concurrent with Track A, B & D - SAME COURSE OFFERED IN AFTERNOON – LIMITED TO 20 PARTICIPANTS)*

9:00 AM – 9:10 AM	Welcome	John Mauriello, MD, FACPh
9:10 AM – 9:30 AM	Why Short Stretch?	Hugo Partsch, MD, FACPh
9:30 AM – 10:00 AM	Short Stretch Material	Hugo Partsch, MD, FACPh
10:00 AM – 10:15 AM	What Companies?	Hugo Partsch, MD, FACPh
10:15 AM – 10:45 AM	REFRESHMENT BREAK – VISIT THE EXHIBIT HALL	
10:45 AM – 12:30 PM	Practical – Application of Bandages	All Attendees
12:30 PM – 1:00 PM	General Discussion	All Attendees



## Thursday, November 8, 2007 (Continued)

### TRACK D: PRACTICE MANAGEMENT – RUNNING A MORE PROFITABLE PRACTICE *(concurrent with Track A, B & C)*

8:00 AM – 8:15 AM	Introduction	Karen Zupko
8:15 AM – 9:15 AM	15 Financial Reports and Why You Should Review Them	Karen Zupko
9:15 AM – 10:15 AM	Audit Controls; Fee Schedules	Karen Zupko
10:15 AM – 10:45 AM	REFRESHMENT BREAK – VISIT THE EXHIBIT HALL	
10:45 AM – 12:00 PM	Insurance Strategies: How to Prevent Revenue Leaks Diagnosing Your E&M Coding Effectiveness	Karen Zupko
12:00 PM – 12:45 PM	Choosing an A+ Reimbursement Team	Karen Zupko

### LUNCH

12:45 PM – 1:45 PM	LUNCH IN EXHIBIT HALL Open to All Pre-Congress Registrants
--------------------	--

### TRACK A & B: AFTERNOON WORKSHOPS *(concurrent with Track C & D)*

2:00 PM – 3:00 PM	Live Patient Evaluation & Duplex Assessment	Robert J. Min, MD, MBA, FACPh, FASIR
3:00 PM – 3:15 PM	REFRESHMENT BREAK	
3:15 PM – 5:00 PM	Group 1 Workshops: Small Veins* Case Presentations/Video	Pauline Raymond-Martimbeau, MD, FACPh
3:15 PM – 5:00 PM	Group 2 Workshops: Large Veins* Case Presentations/Video	Nick Morrison, MD, FACS, FACPh; Suresh Vedantham, MD
3:15 PM – 5:00 PM	Group 3 Workshops: Microphlebectomy and Anesthesia*	Lowell S. Kabnick, MD, FACS, FACPh; Tri Nguyen, MD

### TRACK C: AFTERNOON COMPRESSION BANDAGING *(concurrent with Track A & B Afternoon Workshops & Track D – SAME COURSE OFFERED IN MORNING – LIMITED TO 20 PARTICIPANTS)*

1:45 PM – 1:55 PM	Welcome	John Mauriello, MD, FACPh
1:55 PM – 2:15 PM	Why Short Stretch?	Hugo Partsch, MD, FACPh
2:15 PM – 3:00 PM	Short Stretch Material	Hugo Partsch, MD, FACPh
3:00 PM – 3:15 PM	REFRESHMENT BREAK	
3:15 PM – 3:30 PM	What Companies?	Hugo Partsch, MD, FACPh
3:30 PM – 5:15 PM	Practical Application of Bandages	All Attendees
5:15 PM – 5:30 PM	General Discussion	All Attendees

\*Notes: Attendees are divided into three stationary groups (1, 2, 3). Faculty and patients will rotate to each room. There will be NO LIVE treatment at these workshops:

Rotations	3:15 PM – 3:45 PM	3:50 PM – 4:20 PM	4:25 PM – 5:00 PM
Small Veins	Group 1	Group 2	Group 3
Large Veins	Group 3	Group 1	Group 2
Microphlebectomy and Anesthesia	Group 2	Group 3	Group 1





## Thursday, November 8, 2007 (Continued)

### TRACK D: PRACTICE MANAGEMENT *(concurrent with Track A, B & C)*

1:45 PM – 2:15 PM	Staff: Pay for Performance – Giving Reviews and Raises	Karen Zupko
2:15 PM – 3:00 PM	Scheduling and Preventing No Show Patients	Karen Zupko
3:00 PM – 3:15 PM	REFRESHMENT BREAK	
3:15 PM – 3:45 PM	Marketing Mistakes You Don't Want to Make	Karen Zupko
3:45 PM – 4:45 PM	60 Minutes of Marketing Ideas for Your Practice That Won't Break the Budget	Karen Zupko
4:45 PM – 5:00 PM	Question and Answer	
5:30 PM – 6:30 PM	NEW MEMBER RECEPTION <i>Open Only to New Members, ACP Board of Directors and by Invitation</i>	



This is a  
charity event  
and is open to  
all interested  
registrants.

**Register by Oct. 15, 2007**

**Starr Pass  
JW Marriott Resort & Spa  
Tucson, Arizona**

**Join Us for the 2nd Annual  
ACPF Golf Outing**

**Wednesday, November 7, 2007  
10:30 AM – 6:00 PM**



**To register call the ACPF  
office at (510) 834-6500**



## WHY PAY MORE?

### All Major Ultrasound Manufacturers

**New Ultrasound Systems** - Exclusive Distributor of Siemens Sonoline Ultrasound in Phlebology Market

**Pre-owned Factory Certified, Reconditioned Ultrasound Systems**

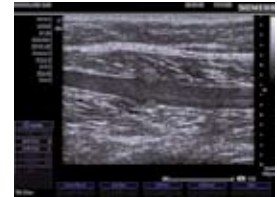
### Phlebology Education and Training

**Small Group** - Hands-on 2 Day Ultrasound Workshop

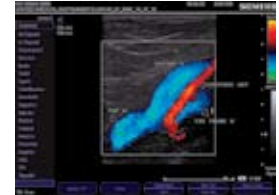
**One-on-one** - Personalized 1 Day Ultrasound Training

[www.umiveinservices.com](http://www.umiveinservices.com)

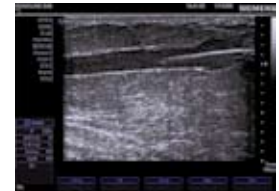
[www.umiultrasound.com](http://www.umiultrasound.com)



Sluggish flow through vein valve



Color Doppler Popliteal Fossa



Ultrasound Guided Needle Access



#### Corporate Office

2370 Qume Drive Building D

San Jose, California 95131

Phone: 1.383.408.9700

Fax: 408.383.9010

**Toll Free: 1-877-490-7036**

**Call 877.208.VEIN**

**Becoming a successful vein clinic is just that easy.**



- Office management instruction and billing support
- Customized marketing materials (forms, print ads, etc.)
- Comprehensive training and continuing education
- Convenient and cost effective online ordering of medical supplies and print materials

[myvanishingveins.com](http://myvanishingveins.com)

**VANISHING VEINS®**

*The industry standard in venous procedure training and turn-key business solutions.*

**BECOME THE VEIN LEADER IN YOUR AREA WITH VANISHING VEINS®!**



## Friday, November 9, 2007

### INTERACTIVE SESSIONS *(Sessions are ticketed and run concurrently; additional fee)*

7:00 AM – 7:50 AM

Session #101	<b>Insurance and Phlebological Coding</b> This session will cover phlebological coding and how to deal with insurance companies and what to do when you are denied pre-certification. Bring your questions. <b>OBJECTIVES:</b> To learn proven winning methods when dealing with insurance companies.	Marlin W. Schul, MD, MBA, FACEP; Joseph A. Zygmunt, Jr., RVT
Session #102	<b>Visual and Ultrasound Guided Sclerotherapy</b> This session will introduce the participant to surface visual sclerotherapy as well as ultrasound guided chemical ablation. Emphasis will be placed on sclerosant selection, post procedure care and complications. Ample time is allotted for questions and answers. <b>OBJECTIVES:</b> To have an introduction to visual and ultrasound guided sclerotherapy.	Mark D. Forrestal, MD, FACPh; Helane Fronek, MD, FACPh, FACPh
Session #103	<b>Ambulatory Phlebectomy</b> This session will demonstrate techniques for surgical removal of varicose veins in the office setting utilizing video. Patient selection, post-op care and treatment of potential complications will be highlighted. Adequate time for questions and answers is allotted. <b>OBJECTIVES:</b> To learn when to use ambulatory phlebectomy and what to watch out for.	Lowell S. Kabnick, MD, FACS, FACPh; Stefano Ricci, MD
Session #104	<b>Case Presentations: How Would you Treat These Patients?</b> This session will be moderated by expert phlebologists who will present cases to the audience. The audience will participate actively in the treatment of these patients. History, physical exam, patient pictures, and their ultrasound findings will be presented. <b>OBJECTIVES:</b> To understand and learn what you need to think about when treating patients with chronic superficial venous insufficiency.	Harry Agis, MD, FACS; Suresh Vedantham, MD

### GENERAL SCIENTIFIC SESSION

8:00 AM – 8:10 AM	Welcome and Opening Remarks	John Mauriello, MD, FACPh; Robert J. Min, MD, MBA, FACPh, FSIR
8:10 AM – 8:30 AM	Foundation Announcement	Steven E. Zimmet, MD, RVT, FACPh
8:30 AM – 9:10 AM	KEYNOTE PRESENTATION Lymphatic Dysfunction – Recognition and Reaction	Neil Piller, MD





## Friday, November 9, 2007 (Continued)

### ABSTRACT SESSION #1 (*Runs concurrently with Nursing Symposium #1*)

**Moderators:** Jean-Francois Uhl, MD and Steven E. Zimmet, MD, RVT, FACPh

9:10 AM - 9:20 AM	Anatomic and Hemodynamic Patterns in 400 Consecutive Echo Guided Mapping in Varicose Veins Disease	Paolo Casoni, MD
9:20 AM - 9:30 AM	Sciatic Nerve Varices – Anatomy, Symptomatology, and Treatment	Vaclav Pechacek, MD
9:30 AM - 9:40 AM	Can Saphenous and Sural Nerve Paresthesia be Prevented During ELT?	Ted King, MD, FAAFP
9:40 AM - 9:50 AM	The Effect of 3 Month Mandatory Conservative Treatment with Compression Hose Therapy on Quality of Life Issues and Great Saphenous Vein (GSV) Reflux	Kenneth E. Harper, MD, FACS
9:50 AM - 10:00 AM	High Peak Reflux Velocity in the Proximal Deep Veins is a Strong Predictor of Advanced Post Thrombotic Sequelae	Takashi Yamaki, MD
10:00 AM - 10:10 AM	Treatment of Varicose Veins: How to Choose Now?	Paul Pittaluga, MD
10:10 AM - 10:30 AM	Question and Answer	All the Above
10:30 AM - 11:00 AM	BREAK – VISIT THE EXHIBIT HALL	

### ABSTRACT SESSION #2 (*Runs concurrently with Nursing Symposium #1*)

**Moderators:** Alberto Caggiati, MD, PhD and Nick Morrison, MD, FACS, FACPh

11:00 AM - 11:10 AM	Endovenous Laser Treatment of Truncal Reflux can be 100% Successful When Sufficient Energy is Utilized	Frederick A. Elmore, III, MD
11:10 AM - 11:20 AM	Two Year Experience with Endoluminal Ablation of Incompetent Perforator Veins	Edward Murphy, DO, FACOS
11:20 AM - 11:30 AM	The Addition of Corticosteroid to Tumescant Anesthesia Solution May Reduce Post-Operative Pain Following Endovenous Laser Ablation	Steven E. Zimmet, MD, RVT, FACPh
11:30 AM - 11:40 AM	Can Laser Fibers be Damaged During Delivery of Tumescant Anesthesia Before ELT?	Ted King, MD, FAAFP
11:40 AM - 11:50 AM	Secondary Reflux After Successful Endovenous Laser and the Effect of Concurrent Endovenous Chemical Ablation	Mark N. Isaacs, MD, FACPh
11:50 AM - 12:00 PM	Question and Answer	All the Above



## Friday, November 9, 2007 (Continued)

### SYMPOSIUM #1 – Nursing (*Runs concurrently with Abstract Sessions #1 & #2*)

**Moderator:** Kathy H. Melfy, BSN, RN

*This symposium will discuss clinical aspects of phlebological nursing including screening of the new patient, photographic documentation and patient education, pre and post procedure with office protocols to facilitate efficiency including phone triage. Treatment by injection or laser of spider and reticular veins along with avoidance of complications of staining, matting and ulcerations will be presented. Compression after cosmetic treatment of the phlebological patient will be discussed.*

9:30 AM – 9:35 AM	Welcome and Opening Remarks	Terri Harper, RN, BSN
9:35 AM – 9:45 AM	Priorities of Patient Screening	Elizabeth Hall, RN
9:45 AM – 9:55 AM	Making Photography Work for You	Jeffrey Buckman, MD, FACPh
9:55 AM – 10:10 AM	Patient Education, Pre and Post Procedure	Joyce Vining, RVT, LPN
10:10 AM – 10:20 AM	Facilitating Procedural Efficiency – Make it Flow	Elaine J. Johnson, RN, BSN, CNOR
10:20 AM – 10:30 AM	Question and Answer	All the Above
10:30 AM – 11:00 AM	REFRESHMENT BREAK – VISIT THE EXHIBIT HALL	
11:00 AM – 11:10 AM	Sclerotherapy vs. Laser for Telangiectasias to Reticular's	Tri H. Nguyen, MD
11:10 AM – 11:20 AM	Preventing Matting, Staining & Ulceration	Jessica Lukensmeyer Byrd, RN, BSN
11:20 AM – 11:35 AM	Safe Practice for Phlebology Nurses	Helane S. Fronek, MD, FACP, FACPh
11:35 AM – 11:45 AM	Compression Hose: How Much, How Long, and How High	Elaine J. Johnson, RN, BSN, CNOR; Terri Morrison, RN, BS, Voc ED
11:45 AM – 12:00 PM	Question and Answer	All the Above

### LUNCH

12:15 PM – 1:15 PM	LUNCH On Your Own
	WOMEN IN PHLEBOLOGY LUNCHEON Open to Female Physicians (By Invitation Only)
	NURSING SECTION BUSINESS MEETING & LUNCHEON Open to All Nurses (RSVP Required)



## Friday, November 9, 2007 (Continued)

### INSTRUCTIONAL COURSES *(Courses are ticketed and run concurrently)*

1:30 PM – 3:00 PM

Course #201	<b>Visual Sclerotherapy</b> This course will demonstrate sclerotherapy techniques for the treatment of reticular veins and telangiectasias. Patient selection, evaluation, materials, instrumentation, and complications along with post-treatment management will also be discussed. A video instructional format will be used.	Monica Brar, MD; N. Scott Howell, DO; Tri Nguyen, MD
Course #202	<b>Duplex Ultrasound Diagnosis: Live Patients (Part I)</b> More than any other non-invasive diagnostic tool, duplex ultrasound has emerged as the most accurate, cost-effective and efficient method in the evaluation of patients with venous disease. This course will use live patient models and video to describe normal and abnormal venous anatomy with an emphasis on using proper techniques of imaging and assessment of venous hemodynamics.	Jeffrey Buckman, MD, FACPh; Attilio Cavezzi, MD; Jody A. Comstock, MD; Tracie Dauplaise, RVT; Diana L. Neuhardt, RVT, Barbara Pohle-Schulze, RVT, RDMS, RDCS, Sergio Salles-Cunha, PhD, RVT, FSVU
Course #203	<b>Perforator Ablation</b> Perforator incompetence can produce excessive venous pressures resulting in the typical signs of venous insufficiency. Chemical, mechanical and thermal ablation of incompetent perforators will be discussed.	Steven M. Elias, MD, FACS; Phillip A. Hertzman, MD, FACP, FAAFP; Paul McNeil, MD; Edward Murphy, DO, FACOS
Course #204	<b>How to Set up a Phlebology Practice</b> This session is an absolute “must see” for the newcomer to the field of Phlebology. Learn from the experience of these seasoned practitioners the various strategies to establish and market a successful Phlebology practice.	Kenneth E. Harper, MD, FACS; Terri Morrison, RN, BS, Voc ED
3:00 PM – 3:45 PM	REFRESHMENT BREAK	

### SYMPOSIUM #2 – Superficial Venous Anatomy of the Lower Extremity *(3 concurrent symposia)*

**Moderators:** John J. Bergan, MD, FACS, FACPh, FRCS, Hon. (Eng.) and Jean-Francois Uhl, MD

*Anatomy of the superficial venous system is fundamental to Phlebology and is crucial to the correct evaluation and appropriate treatment of superficial venous disorders. These international physicians were all members of the IUP's Consensus Committee on venous anatomical terminology. This symposium will discuss the new universal venous terminology along with the perforators and nerves which are clinically important. Come and see in 3-D the anatomy of the superficial systems of the Great and Small Saphenous networks of the lower limb. 3-D glasses will be provided.*

3:45 PM – 4:05 PM	Embryology and Different Techniques to Study the Anatomy	Jean-Francois Uhl, MD
4:05 PM – 4:25 PM	New Venous Nomenclature, Compartments, Valves	Alberto Caggiati, MD
4:25 PM – 4:45 PM	GSV and SSV Territories	Jean-Francois Uhl, MD
4:45 PM – 5:05 PM	Perforator Veins and Nerves	Stefano Ricci, MD
5:05 PM – 5:25 PM	Question and Answer	All the Above
5:25 PM – 5:30 PM	Conclusion by the Moderators	John J. Bergan, MD, FACS, FACPh, FRCS, Hon. (Eng.); Jean-Francois Uhl, MD



## Friday, November 9, 2007 (Continued)

### SYMPOSIUM #3 – Medicolegal Aspects of Phlebology (3 concurrent symposia)

*This symposium is being supported by an unrestricted educational grant from AngioDynamics.*

**Moderators:** Lowell S. Kabnick, MD, FACS, FACPh and Steven E. Zimmet, MD, FACPh

*A variety of medicolegal issues face phlebologists today. These include: off-label use of sclerosants, communicating with patients via websites and email, malpractice insurance, informed consent and advertising. These topics will be discussed by experts in these areas.*

3:45 PM – 3:50 PM	Introduction	Steven E. Zimmet, MD, RVT, FACPh
3:50 PM – 4:10 PM	Sclerosants: Importation, Compounding, Off-label Use	Scott Gottlieb, MD
4:10 PM – 4:25 PM	Liability Exposure for Physician Use of Compounded Drugs	Kenneth McKenna, ESQ
4:25 PM – 4:40 PM	Communication in the Digital Age: Websites and Email	Kenneth McKenna, ESQ
4:40 PM – 5:10 PM	Frivolous Lawsuits, Angry Bloggers, Demands for Refunds, and Other Joys in Medicine: Definitive Solutions for Phlebologists	Jeffrey Segal, MD, FACS
5:10 PM – 5:30 PM	Question and Answer	All the Above

### SYMPOSIUM #4 – Advanced Nursing (3 concurrent symposia)

**Moderator:** Terri Harper, RN, BSN

*All of us deal with Lymphedema at some point in our practice, but possibly not frequently enough to feel skilled. How lymphedema relates to venous disease, compression and our treatments will be discussed as well as the latest findings into the claims, advantages and effects of medicines and homeopathic remedies on venous disease. Participants will have the advantage of the collective distilled experience and wisdom of sclerotherapy and laser practitioners in Tips and Pearls and learn about new support for nursing research.*

3:45 PM – 4:00 PM	Lymphedema, Its Relationship to CVI, CVD Treatment and Nursing Concerns	Neil Piller, MD
4:00 PM – 4:15 PM	Topicals, Medicines and Supplements – What Works?	Jody A. Comstock, MD
4:15 PM – 4:30 PM	Nursing Research - Areas of Interest and Opportunities for Support	Mary Y. Sieggreen, MSN, RN, CS, NP, CVN
4:30 PM – 5:30 PM	Round Table: Tips and Pearls of Phlebological Nursing	Helen L. Denn, RN; Terri Harper, RN, BSN; Terri Morrison, RN, BS, Voc ED

### OPTIONAL ACP SECTION BUSINESS MEETING

5:30 PM – 6:30 PM	<b>ULTRASONOGRAPHY SECTION BUSINESS MEETING</b> Open to All Registrants
-------------------	--

### OPENING NIGHT RECEPTION

6:30 PM – 8:00 PM	<b>OPENING NIGHT RECEPTION IN EXHIBIT HALL</b> Open to All Registrants
-------------------	---



# YOUR SURGICAL SUPPLY HEADQUARTERS

**The largest selection of vein surgery  
supplies in the industry!**

- SURGICAL SUPPLIES
- INTRODUCER KITS
- PROCEDURE PACKS
- LASER FIBERS

*Try our **NEW One-Step™** Introducers!*




Call for a complete catalog and discover why  
over 800 vein centers have chosen  
Total Vein Systems.

**1-888-868-8346**

**Your complete vein surgery supply source.™**

**[www.totalvein.com](http://www.totalvein.com)**



## Saturday, November 10, 2007

INTERACTIVE SESSIONS *(Sessions are ticketed and run concurrently; additional fee)*

7:00 AM – 7:50 AM

Session #105	<b>Treating Veins of the Face, Chest and Hands</b> This session will demonstrate various techniques in treating veins of the face, chest and hands. Patient selection, complications and post-operative care will be discussed. There will be ample opportunity to ask questions. <b>OBJECTIVES:</b> To learn from these experts how to treat veins in these other areas along with understanding the pitfalls, and post-operative care.	Neil S. Sadick, MD, FACPh, FAACS
Session #106	<b>Endothermal Ablation-Lessons Learned</b> This session will cover the “pearls” (of everything you should know) from experts with vast experience. The format will be mostly questions and answers. If you have questions, this is the time to ask. <b>OBJECTIVES:</b> To learn from these experts with any questions you have concerning the treatment of superficial venous insufficiency using endothermal ablation.	John R. Kingsley, MD, FACS; Robert F. Merchant, MD, FACS
Session #107	<b>Foam Sclerotherapy</b> This session will familiarize practitioners with the use of foam sclerosants including indications, patient selection, mixing of foam, and potential complications. Adequate time will be allotted for questions and answers. <b>OBJECTIVES:</b> To understand when and how to use foam sclerosants along with the potential complications.	Attilio Cavezzi, MD; Kenneth L. Todd, III, MD, FACPh
Session #108	<b>Case Presentations: How Would You Treat These Patients?</b> This session will be moderated by expert phlebologists who will present cases to the audience. The audience will participate actively in the treatment of these patients. History, physical exam, patient pictures, and their ultrasound will be presented. <b>OBJECTIVES:</b> To understand and learn what you need to think about when treating patients with chronic venous disease.	Steven M. Elias, MD, FACS; Mark H. Meissner, MD

### GENERAL SCIENTIFIC SESSION

8:00 AM – 8:10 AM	Remarks & Announcements	John Mauriello, MD, FACPh
8:10 AM – 8:20 AM	Honorary Membership Award	Robert J. Min, MD, MBA, FACPh, FSIR
8:20 AM – 8:40 AM	BSN-JOBST Phlebology Research Award	Marlin W. Schul, MD, MBA, FACEP
8:40 AM – 8:50 AM	Walter P. de Groot, MD, Clinical Phlebology Fellowship Award	Van Cheng, MD
8:50 AM – 9:00 AM	Poster Abstract Awards	Lowell S. Kabnick, MD, FACS, FACPh

## Saturday, November 10, 2007 (Continued)

### ABSTRACT SESSION # 3 (Runs concurrently with Symposium #5 – Advanced Nursing)

**Moderators:** Neil M. Khilnani, MD, FACPh and Hugo Partsch, MD, FACPh

9:00 AM - 9:10 AM	Great Saphenous Vein Stripping with Preservation of the Saphenous Femoral Junction: Hemodynamic and Clinical Results	Paul Pittaluga, MD
9:10 AM - 9:20 AM	Radiofrequency Ablation of Incompetent Perforator Veins Initial Experience: The First 683 Ablations	Douglas H. Joyce, DO, FACOS
9:20 AM - 9:30 AM	Saphenous Junction Preservation with Ambulatory Phlebectomy of Tributaries - A Proposed Scoring System	Jean-Luc Dupuis, MD, FACPh
9:30 AM - 9:40 AM	Mid-Term Outcomes of Incompetent Saphenous Vein Preservation with Phlebectomy (Asval Method) as a Treatment for Superficial Venous Insufficiency	Sylvain Chastanet, MD
9:40 AM - 9:50 AM	Is Crossectomy Still the First Obligatory Step in Varicose Vein Surgery? Five Year Follow Up in 124 Legs without Inguinal Dissection: Randomized Study	Paolo Casoni, MD
9:50 AM - 10:10 AM	Question and Answer	All the Above
10:10 AM - 10:40 AM	BREAK – Visit The Exhibit Hall	

### SYMPOSIUM #5 – Advanced Nursing (Runs concurrently with Abstract Session #3)

**Moderator:** Kathy H. Melfy, BSN, RN

*This advanced nursing symposium covers new information on the prevalence of familial coagulopathies, as well as DVT prediction and management and optimizing outcomes for other challenging patients. There is a lot to be discussed about the cellular pathophysiology of venous disease that will change and direct meaningful nursing intervention. Does the nurse have a role in marketing? You be the judge.*

9:00 AM – 9:15 AM	New Understandings of Cellular Venous Pathophysiology	John J. Bergan, MD, FACS, FACPh, FRCS, Hon. (Eng.)
9:15 AM – 9:25 AM	Implications of New Research for Nursing	Kathy H. Melfy, BSN, RN
9:25 AM – 9:35 AM	Thrombophilia Disorders	Charles R. Rogers, MD
9:35 AM – 9:50 AM	Predicting, Triaging and Managing DVT	Sharon Olbert, BSN, RN
9:50 AM – 10:20 AM	Optimizing Care for the Challenging Patient: The Pregnant/Nursing Woman, the Needle Phobic or Anxious Patient, the Patient with Lymphedema, the Mobility Impaired, etc.	Catherine M. Burdge, APRN; Pam Norris, BSN, RN; Rosalee Trice, RN, CLT
10:20 AM – 10:30 AM	The Nurse Doing Marketing? You Bet!	Terri Morrison, RN, BS, Voc ED
10:30 AM – 10:45 AM	Question and Answer	All the Above





## Saturday, November 10, 2007 (Continued)

### ABSTRACT SESSION # 4

**Moderators:** Lowell S. Kabnick, MD, FACS, FACPh and Peter J. Pappas, MD

10:40 AM - 10:50 AM	Detection of Patent Foramen Ovale Before Foam Sclerotherapy	Pauline Raymond-Martimbeau, MD, FACPh
10:50 AM - 11:00 AM	Compression Stockings Improve the Result of Sclerotherapy of Telangiectasias and Reticular Veins: Evidence From a Randomized Controlled Study	Werner Blaettler, MD
11:00 AM - 11:10 AM	Emboli Detection in the MCA During and After Foam Sclerotherapy of the Lower Extremity Veins	Diana L. Neuhardt, RVT
11:10 AM - 11:20 AM	Sustained Healing of Chronic Venous Ulcers, One and Two Years Following Ultrasound-Guided Endovenous Chemical Ablation (UGECA) of the Great Saphenous Vein (GSV)	Phillip A. Hertzman, MD, FACP, FAAFP
11:20 AM - 11:30 AM	Safety of Ultrasound-Guided Foam Sclerotherapy with Physiological Co <sub>2</sub> -O <sub>2</sub> Gas	Nick Morrison, MD, FACS, FACPh
11:30 AM - 11:40 AM	Sclerosing Foam and Lung: A Scintigraphic Study	Rene Milleret, MD
11:40 AM - 12:00 PM	Question and Answer	All the Above

### LUNCHEON

12:15 PM – 1:15 PM	ACP GENERAL MEMBERSHIP LUNCHEON and BUSINESS MEETING Open to all Registrants
--------------------	---

### INSTRUCTIONAL COURSES *(Courses are ticketed and run concurrently)*

1:30 PM – 3:00 PM

Course #205	<b>Endovenous Chemical Ablation</b> Using a video format, course instructors will discuss and demonstrate pre-treatment evaluation along with the materials, instrumentation and techniques used in ultrasound-guided endovenous chemical ablation of larger varicose veins. Foam therapy will be discussed along with complications, post-treatment care and follow-up.	Attilio Cavezzi, MD; Frederick A. Elmore, MD; Mark N. Isaacs, MD, FACPh
Course #206	<b>Duplex Ultrasound Diagnosis: Live Patients (Part II)</b> More than any other non-invasive diagnostic tool, duplex ultrasound has emerged as the most accurate, cost-effective and efficient method in the evaluation of patients with venous disease. This course will use live patient models and video to describe normal and abnormal venous anatomy with an emphasis on using proper techniques of imaging and assessment of venous hemodynamics.	Jody A. Comstock, MD; Tracie Dauplaise, RVT; Helane S. Fronek, MD, FACP, FACPh; Neil M. Khilnani, MD, FACPh; Joyce Vining, RVT, LPN; Jean White, RVT; Joseph A. Zygmunt, Jr., RVT

## Saturday, November 10, 2007 (Continued)

### INSTRUCTIONAL COURSES *(Courses are ticketed and run concurrently) (Continued...)*

Course #207	<b>Venous Leg Ulcers</b> Venous leg ulcers account for approximately 80% of all leg ulcers. What's new in venous ulcer research and wound care? Which compression works best? Minimally invasive treatment of venous leg ulcers, is there such a thing? How cost is being controlled in the Third World.	John J. Bergan, MD, FACS, FACPh, FRCS, Hon. (Eng.); Phillip A. Hertzman, MD, FACP, FAAFP; William Marston, MD, FACS; Hugo Partsch, MD, FACPh
Course #208	<b>Endovenous Thermal Ablation/EVTA</b> The instructors will review and discuss treatment techniques of endoluminal laser and radiofrequency treatment. Patient selection, pre-treatment (including history, physical examination and duplex ultrasound), materials, instrumentation, post-treatment care and follow-up will be described for both modalities.	Lowell S. Kabnick, MD, FACS, FACPh; Nick Morrison, MD, FACS, FACPh; Steven E. Zimmet, MD, RVT, FACPh
3:00 PM – 3:30 PM	REFRESHMENT BREAK	

### SYMPOSIUM #6 – American Venous Forum (AVF) *(3 concurrent symposia)*

**Moderator:** Mark H. Meissner, MD

*The American Venous Forum session will examine the scientific basis for the management of chronic venous disease including the basic science underlying the disease and the clinical evidence supporting management decisions.*


3:45 PM – 4:00 PM	Basic Science: Why do Varicose Veins Develop?	Joe Rafetto, MD
4:00 PM – 4:15 PM	Basic Science: The Pathophysiology of Chronic Venous Insufficiency	Peter J. Pappas, MD
4:15 PM – 4:30 PM	Clinical Science: Evidence Based Venous Disease	Mark H. Meissner, MD
4:30 PM – 4:45 PM	Chronic Venous Insufficiency: An Evidence-Based Approach to Wound Care	William Marston, MD
4:45 PM – 5:00 PM	Venous Ablation: What is Art? What is Science?	Lowell S. Kabnick, MD, FACS, FACPh
5:00 PM – 5:30 PM	Question and Answer	All the Above

### SYMPOSIUM #7 – Lymphedema: What You Should Know *(3 concurrent symposia)*

**Moderator:** Neil Piller, MD

*The lymphatic system is frequently misunderstood and overlooked despite its vital importance in tissue fluid homeostasis, immunocompetency, and overt swellings of the body. This symposium will bring together experts to discuss our current state of knowledge of the lymphatic system and its association with normal or disordered venous system. Methods for early recognition and treatment of lymphedema including issues of discomfort and quality of life will be presented for discussion.*

3:45 PM – 3:50 PM	Introduction	Neil Piller, MD
3:50 PM – 4:10 PM	The Lymphatic System – What We Know and Don't Know	Michael J. Bernas, MS;
4:10 PM – 4:30 PM	Lymphatic Involvement in Venous Disease	Hugo Partsch, MD, FACPh
4:30 PM – 4:50 PM	Conservative Treatment of Lymphedema	Neil Piller, MD
4:50 PM – 5:10 PM	Surgical Treatment of Chronic Lymphedema	Byung-Boong Lee, MD, PhD, FACS
5:10 PM – 5:30 PM	Question and Answer	All the Above



## Saturday, November 10, 2007 (Continued)

### SYMPOSIUM #8 – Ultrasound (3 concurrent symposia)

**Moderator:** Jeffrey Buckman, MD, FACPh

*This session will review and update the current issues involving the use of duplex ultrasound within the phlebology practice.*

3:45 PM – 3:50 PM	Introduction	Jeffrey Buckman, MD, FACPh
3:50 PM – 4:10 PM	Ultrasound Credentialing in the Phlebology Practice – Where Are We Headed?	Sidney K. Edelman, PhD
4:10 PM – 4:30 PM	ACP Support Program: Clinical Verification Forms for RVT Certification	Tracie Dauplaise, RVT
4:30 PM – 4:50 PM	ACP Consensus: Duplex Studies in the Diagnosis of CVI	Joseph A. Zygmunt, Jr., RVT
4:50 PM – 5:10 PM	Phlebology Ultrasound: Will Accreditation be Required? What the Future Holds!	Anne Jones, RN, BSN, RVT, RDMS
5:10 PM – 5:30 PM	Question and Answer	All the Above

### DINNER & SOCIAL

6:30 PM – 10:00 PM ACP DINNER AND SOCIAL All Registrants Welcome; Additional Fee Required



The world is full of pumps

*Meet the world's most efficient one*

SAVE  
your hands



SAVE  
procedure time

[www.hksurgical.com](http://www.hksurgical.com)

[www.kleinpump.com](http://www.kleinpump.com)

The "one and only" Klein Pump. Designed and developed by Jeffrey Alan Klein MD, the inventor of tumescent local anesthesia

**Your complete tumescent anesthesia delivery system for venous procedures**

CALL TODAY TO ORDER

The Klein Pump 1-800-909-0060

**HK SURGICAL**



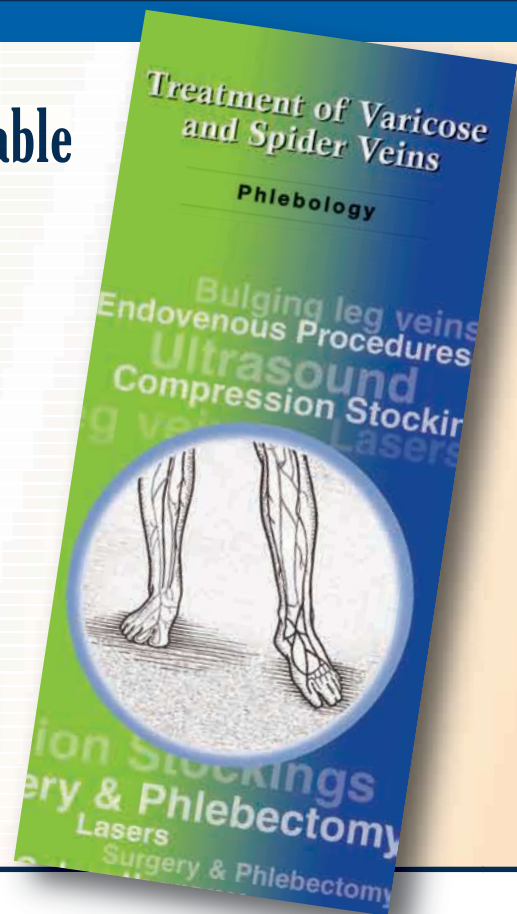
# Patient Information Brochures Available

Printed by the ACP, this educational brochure is perfect for your Front Office. It is designed as a "patient takeaway." This glossy tri-fold is written in clear, non-technical language.

**The brochure addresses the following topics:**

- What is Phlebology?
- What are varicose veins and what causes them?
- Gives brief description of the types of treatment available including:
  - sclerotherapy
  - ultrasound-guided sclerotherapy
  - endovenous laser treatment
  - radiofrequency occlusion
  - laser/light source treatment
  - surgery
  - ambulatory phlebectomy

Brochures are available for purchase in multiples of 100. ACP member discounts apply. To review content details or for order forms, please visit [www.phlebology.org](http://www.phlebology.org) or call (510) 834-6500.



## *The Fundamentals of Phlebology: Venous Disease for Clinicians*


*SECOND EDITION (released November 2007)*

Compiled and edited by Dr. Helene Fronek, Past President of the American College of Phlebology, this book is a compilation by experts in the field with 17 informative chapters on the latest phlebological techniques. It is a "must have" for any Phlebology Office and a "must read" for those involved with patient care: physicians, nurses, ultrasonographers, and other allied health professionals.

**Topics include:**

- Endovenous thermal ablation
- Sclerotherapy of telangiectasias and reticular veins
- Venous anatomy and pathophysiology
- Sclerosing solutions
- Venous leg ulcers: modern evaluation and management
- And much more!

For order information, visit [www.phlebology.org](http://www.phlebology.org) or call (510) 834-6500.



## Sunday, November 11, 2007

### INTERACTIVE SESSIONS (Sessions are ticketed and run concurrently; additional fee)

8:00 AM – 8:50 AM

Session #109	<b>What You Need to Know About Compression Bandages/Stockings</b> These international experts will discuss the indications for, differences of, and how to apply compression. <b>OBJECTIVES:</b> To understand when and how to use compression.	Hugo Partsch, MD, FACPh; Neil Piller, MD
Session #110	<b>Treatment of Hands and Feet</b> This session will demonstrate various techniques in treating veins of the hands and feet. Patient selection, complications and post-operative care will be discussed. There will be ample opportunity to ask questions. <b>OBJECTIVES:</b> To learn from the experts how they treat hand and feet veins.	James W. Altizer, MD, FACPh; Jose A. Olivencia, MD, FICS, FACA, FACPh
Session #111	<b>How to Market a Vein Practice</b> This session will discuss different ways to increase the number of patients seen at your vein center through effective specialty specific marketing. <b>OBJECTIVES:</b> To learn the different methods of marketing a vein practice.	Ted King, MD, FAAFP; Joseph A. Zygmunt, Jr., RVT
Session #112	<b>How to Deal with Pelvic Veins</b> This session will discuss methods of how to diagnose and treat pelvic veins. There will be ample opportunity to ask questions. <b>OBJECTIVES:</b> To be familiar with the different methods of diagnostic and therapeutic procedures for pelvic veins.	Mark H. Meissner, MD; Melvin Rosenblatt, MD

### SYMPOSIUM #9 – Difficult Management Decisions – Vascular Malformations, May-Thurner, and Patent Foramen Ovale (2 concurrent symposia)

**Moderator:** Nick Morrison, MD, FACS, FACPh

*This symposium will provide a comprehensive discussion involving difficult to manage phlebology patients.*

*Three case study presentations will include diagnostic studies, recommended treatment, and long term follow up.*

*Audience participation and dialogue will be encouraged in this format.*

9:00 AM – 9:05 AM	Introduction	Nick Morrison, MD, FACS, FACPh
9:05 AM – 9:35 AM	Klippel Trenaunay Syndrome (KTS)	Byung-Boong Lee, MD, PhD, FACS
9:35 AM – 9:55 AM	May-Thurner Disease	Melvin Rosenblatt, MD
9:55 AM – 10:15 AM	Patent Foramen Ovale	Attilio Cavezzi, MD; Diana L. Neuhardt, RVT; Charles R. Rogers, MD
10:15 AM – 10:30 AM	Question and Answer	All the Above





## Sunday, November 11, 2007 (Continued)

### SYMPOSIUM #10 – Surgery (2 concurrent symposia)

**Moderators:** James W. Altizer, MD, FACPh and Paul Pittaluga, MD

*This Symposium will present leaders in the field dealing with a variety of topics ranging from saphenous-sparing surgery, the role for phlebectomy and sclerotherapy as adjuncts to saphenous ablative procedures, and alternatives to typical conscious sedation for venous surgery. Ample time for questions and answers will be available, so come meet these experts and get cutting edge information on their treatment techniques.*

9:00 AM – 9:05 AM	Introduction	James W. Altizer, MD, FACPh
9:05 AM – 9:20 AM	Phlebectomy Associated with Foam Sclerotherapy	Stefano Ricci, MD
9:20 AM – 9:35 AM	ASVAL – A Different Strategy of Surgery of the Superficial Venous System of the Leg	Jean-Francois Uhl, MD
9:35 AM – 9:50 AM	Treatment of CVI and VV with Minimal Invasion	John J. Bergan, MD, FACS, FACPh, FRCS, Hon. (Eng.)
9:50 AM – 10:05 AM	Nitrous Oxide Anesthesia for Venous Surgery	James W. Altizer, MD, FACPh
10:05 AM – 10:30 AM	Question and Answer	All the Above

### BRUNCH

10:30 AM – 11:30 AM	SUNDAY BRUNCH IN EXHIBIT HALL Open to all Registrants
---------------------	---

### BOARD CERTIFICATION EXAM IN PHLEBOLOGY TO BE OFFERED IN 2008

The ACP Board of Directors is very pleased to report that a Board Certification Exam in Phlebology will be offered on April 7-12, 2008. The exam development process has begun and is being funded by the ACP Foundation.

A team of item writers is developing questions for the certification exam for physicians who are qualified and wish to become board certified in Phlebology.

In addition to the exam, the ACP is currently developing a phlebology review course that will be offered February 29-March 1, 2007 in Dallas, Texas. Requirements for sitting for the exam and additional exam details will be forthcoming.



## Authors and Presenters Index

Agis, H., . . . . .	26	Harper, K. E., . . . . .	27, 29
Altizer, J. W., . . . . .	38, 39	Harper, T., . . . . .	28, 30
Bergan, J. J., . . . . .	29, 33, 35, 39	Hertzman, P. A., . . . . .	29, 34, 35
Bernas, M. J., . . . . .	34	Howell, N. S., . . . . .	29
Blaettler, W., . . . . .	28, 29, 36	Isaacs, M. N., . . . . .	27, 34
Brar, M., . . . . .	29	Johnson, E. J., . . . . .	28
Buckman, J., . . . . .	33	Jones, A., . . . . .	36
Burdge, C., . . . . .	27, 29	Joyce, D. H., . . . . .	33
Caggiati, A., . . . . .	27, 29	Kabnick, L. S., . . . . .	23, 26, 30, 32, 34, 35
Casoni, P., . . . . .	27, 33	Khilnani, N. M., . . . . .	22, 33, 34
Cavezzi, A., . . . . .	29	King, T., . . . . .	27, 38
Chastanet, S., . . . . .	33	Kingsley, J. R., . . . . .	32
Cheng, V., . . . . .	32, 34, 38	Lee, B-B., . . . . .	35, 38
Comstock, J. A., . . . . .	29, 30, 34	Lukensmeyer Byrd, J., . . . . .	28
Dauplaise, T., . . . . .	22, 29, 34, 36	Marston, W., . . . . .	35
Denn, H. L., . . . . .	30	Mauriello, J., . . . . .	22, 23, 26, 32
Dupuis, J-L., . . . . .	33	McKenna, K. J., . . . . .	30
Edelman, S. K., . . . . .	36	McNeill, P., . . . . .	29
Elias, S. M., . . . . .	29, 32	Meissner, M. H., . . . . .	32, 35, 38
Elmore, F. A., III., . . . . .	27, 34	Melfy, K. H., . . . . .	28, 33
Forrestal, M. D., . . . . .	26	Merchant, R. F., . . . . .	32
Fronek, H. S., . . . . .	26, 28, 34	Milleret, R., . . . . .	34
Gottlieb, S., . . . . .	30	Min, R. J., . . . . .	22, 23, 26, 32
Hall, E., . . . . .	28	Morrison, N., . . . . .	22, 23, 27, 34, 35, 38



## Authors and Presenters Index (Continued)

Morrison, T., . . . . .	28, 29, 30, 33	Todd K. L., III., . . . . .	32
Murphy, E. . . . .	27, 29	Trice, R., . . . . .	33
Neuhardt, D. L., . . . . .	22, 29, 34, 38	Uhl, J-F., . . . . .	27, 29, 39
Nguyen, T. H., . . . . .	22, 23, 28, 29	Vedantham, S., . . . . .	22, 23, 26
Ninia, J. G., . . . . .	22	Vining, J., . . . . .	28, 34
Norris, P . . . . .	33	White, J. M., . . . . .	34
Olbert, S., . . . . .	33	Yamaki, T., . . . . .	27
Olivencia, J. A., . . . . .	38	Zimmet, S. E., . . . . .	26, 27, 30, 35
Pappas, P. J., . . . . .	34, 35	Zupko, K., . . . . .	23, 24
Partsch, H., . . . . .	22, 23, 33, 35, 38	Zygmunt, J. A., . . . . .	22, 26, 34, 36, 38
Pechacek, V., . . . . .	27		
Piller, N., . . . . .	26, 30, 35, 38		
Pittaluga, P., . . . . .	27, 33, 39		
Pohle-Schulze, B., . . . . .	29		
Rafetto, J. D., . . . . .	35		
Raymond-Martinbeau, P., . . . . .	23, 34		
Ricci, S., . . . . .	26, 29, 39		
Rogers, C. R., . . . . .	33, 38		
Rosenblatt, M., . . . . .	38		
Sadick, N. S., . . . . .	32		
Salles Cunha, S., . . . . .	22, 29		
Schul, M. W., . . . . .	26, 32		
Segal, J., . . . . .	30		
Sieggreen, M. Y., . . . . .	30		

# Performance Without Compromise

Whether you're purchasing additional ultrasound systems, upgrading existing equipment, or even starting a new practice, Biosound understands you have come to expect the best performance and value from your ultrasound investment. The new MyLab® series from Biosound offers affordable, high resolution imaging exceeding the growing expectations from today's sophisticated Phlebologist.

Featuring High-Density transducers up to 18 MHz and up to 1024 channels of digital processing, the MyLab® delivers unparalleled resolution and Doppler sensitivity.

For confident imaging the first time, every time, choose Biosound Esaote.

MyLab<sup>®</sup>15



MyLab<sup>®</sup>70



MyLab<sup>®</sup>25


**biosound**  
**esaote**

## Contact Information

**Mark Mollenkopf, RDMS, RVT**  
Business Director- Phlebology  
Biosound Esaote, Inc.  
8000 Castleway Drive,  
Indianapolis, IN 46250  
Ph: 800-428-4374 ext. 6409 (vm)  
Ph: 918-770-2627—Direct  
E-mail: [mark@PhlebologyUltrasound.com](mailto:mark@PhlebologyUltrasound.com)

**Leaders in Phlebology Ultrasound**  
**[www.VenousDoppler.com](http://www.VenousDoppler.com)**

2007 Biosound Esaote, Inc. All rights reserved. MyLab<sup>®</sup> is a registered trademark of Esaote, S.p.A.



American  
College of  
Phlebology


100 Webster Street, Suite 101  
Oakland, CA 94607-3724

# 21<sup>st</sup> Annual Congress

Set the dates of **November 8-11, 2007**  
on your calendars to be in beautiful  
Tucson, Arizona.

**NEW THIS YEAR! Multiple Attendees  
From Same Office Discount**

For more information contact the American College of Phlebology  
Headquarters Office: Phone: 1-510-834-6500 | Fax: 1-510-832-7300  
Email: [ACP@amsinc.org](mailto:ACP@amsinc.org)



*Please share this with a  
colleague who may be  
interested or have them  
visit our website*

# [www.phlebology.org](http://www.phlebology.org)

WORKSHOPS / INTERACTIVE SESSIONS / SPECIAL SYMPOSIA / INVITED SPEAKERS / VIDEO LIBRARY  
EXHIBITS / SPECIAL INTEREST SECTIONS / DINNER & SOCIAL / AND MUCH MORE!