

23rd ANNUAL CONGRESS

FINAL PROGRAM



November 5-8, 2009
Desert Springs JW Marriott Resort & Spa
Palm Desert, CaliforniaF


Nationally and internationally recognized experts will be presenting the latest advancements and technologies for the study and treatment of venous and lymphatic disease.



American College of PHLEBOLOGY

The American College of Phlebology would like to thank the companies below for their support of the 23rd Annual Congress.

ACP FOUNDATION SUPPORT



EDUCATIONAL GRANT



Table of Contents

Advance Registration Form	Insert
CME Information	4
Message from the Program Chair	5
Officers, Board of Directors and Program Committee	6
Faculty	7
Registration Information and Fees	10
On-Site Registration Hours	12
Cancellation/Refund Policy	12
Confirmation of Registration	12
Syllabus	12
Exhibit Hours	12
Hotel Reservations	13
Airport Transportation	14
Ground Transportation	14
Parking	14
Attire	15
Video Library	15
Internet Café for E-mail	15
Camera/Recording Policy	15
Cell Phone Policy	15
Program Errata and Addenda	15
Membership Information	15
Events	16
Additional Meeting Information	17
Program Summary	18
Scientific Program	22
Thursday, November 5, 2009	22
Friday, November 6, 2009	31
Saturday, November 7, 2009	38
Sunday, November 8, 2009	44
Authors and Presenters Index	46



CME Information

TARGET AUDIENCE

The primary target audience of the 23rd Annual Congress includes Phlebologists, General Surgeons, Vascular Surgeons, Interventional Radiologists, Interventional Cardiologists, Dermatologists, Physician Assistants, Ultrasound Technologists, Nurses and all other healthcare professionals interested in the subject of venous disease.

EDUCATIONAL OBJECTIVES

After completion of this activity, participants should be able to:

- Describe and demonstrate the various techniques for treating venous disease
- Distinguish indications and contraindications for different treatment modalities
- Measure and compare the outcome of the various techniques in treating venous disease

EVALUATIONS & CME CREDITS

In order to document your attendance at the 23rd Annual Congress, you will need to complete the online evaluation forms. This will also provide the ACP with valuable feedback to be used in planning the 2010 Annual Congress. Once you have completed the evaluations, you will be able to print off your Continuing Medical Education (CME) Certificate. Computer stations will be set-up onsite at the meeting so you can evaluate the sessions immediately following. You may also choose to complete the evaluations once you return back home.

DISCLAIMER

The views expressed and the techniques presented by the speakers at the 23rd Annual Congress are not necessarily shared or endorsed by the American College of Phlebology. The ACP requires speakers to disclose all relevant financial interests or other relationships with the manufacturer(s) of any commercial product(s) and/or provider(s) of commercial services and any unapproved or “off-label” uses of medical devices or pharmaceutical agents that they discuss, describe, or demonstrate during their presentations.

ACCREDITATION STATEMENT

This activity has been planned and implemented in accordance with the Essential Areas and Policies of the Accreditation Council for Continuing Medical Education through the joint sponsorship of the American College of Surgeons and the American College of Phlebology. The American College of Surgeons is accredited by the ACCME to provide continuing medical education for physicians.

AMA PRA CATEGORY 1 CREDITS™

The American College of Surgeons designates this educational activity for a maximum of 24.5* AMA PRA Category 1 Credits™. Physicians should only claim credit commensurate with the extent of their participation in the activity.

**7 credits for Pre-Congress, and up to 17.5 credits for Congress.*



American College of Surgeons
Division of Education

Message from the Program Chair



On behalf of the 2009 Program Committee, I would like to invite you to the 23rd Annual Congress of the American College of Phlebology in Palm Desert, California. This program has been designed with nationally and internationally recognized phlebologists providing the necessary and most current information on venous and lymphatic disease. Unique this year, will be interactive debates, oral poster presentations, and new symposia (Procedural Complications, Adding Cosmetic Procedures to Your Practice and The World of Phlebology with Spanish to English translation). Additionally, there will be award winning abstract presentations from the American and European Venous Forums.

On Thursday, November 5th, we begin with our Pre-Congress day. We will provide a thorough introduction to phlebology, ultrasound, aesthetics and practice management for physicians, nurses, ultrasound technologists and other allied health professionals.

The congress starts off each morning with four special interest sessions. These early eye-openers are very popular allowing you to interact with the experts. Please sign up in advance as there is limited availability. In addition to these particular sessions, there will be instructional courses, symposia and daily abstract sessions, which will provide attendees the opportunity to stay up to date in the latest and greatest scientific and practical clinical information.

Our keynote speaker will be Thomas F. O'Donnell, MD, FACS, from Tufts-New England Medical Center. Dr. O'Donnell is considered a world's leading expert in the field of perforating vein management and will provide us with his phlebological expertise on various panels during the congress.

Make plans to join us November 5-8, 2009 at the Desert Springs JW Marriott Resort and Spa, in Palm Desert, California. With average temperatures in the 70s (in November), this warm weather resort area offers a wide range of outdoor activities and adventure, providing for a perfect family getaway.

I look forward to welcoming you for an experience that will be enlightening, enjoyable and memorable.

See you in Palm Desert,
Lowell S. Kabnick, MD, FACS, FACPh
Program Chair, 23rd Annual Congress



Leadership

ACP OFFICERS

Nick Morrison, MD, FACS, FACPh
President

John Mauriello, MD, FACPh
President-Elect

Neil M. Khilnani, MD, FACPh
Treasurer

Melvin Rosenblatt, MD, FACPh
Secretary

ACP BOARD OF DIRECTORS

Robert J. Min, MD, MBA, FACPh, FSIR
Immediate Past President

Steven E. Zimmet, MD, RVT, FACPh
Past President

Jean-Jerome Guex, MD, FACPh

Lowell S. Kabnick, MD, FACS, FACPh

Diana L. Neuhardt, RVT

Lisa Pavone, MD

Marlin W. Schul, MD, MBA, RVT, FACPh

Julianne Stoughton, MD, FACS

Kenneth L. Todd, III, MD, FACPh

Bruce A. Sanders, CAE
Executive Director

2009 ANNUAL CONGRESS PROGRAM COMMITTEE

Lowell S. Kabnick, MD, FACS, FACPh
Program Chair

Catherine Burdge, APRN

Kathleen Gibson, MD

Sanford J. Greenberg, MD

Ted King, MD, FAAFP, FACPh

John Mauriello, MD, FACPh

Melvin Rosenblatt, MD, FACPh

Marlin W. Schul, MD, MBA, RVT, FACPh

Julianne Stoughton, MD, FACS

Joseph A. Zygmunt, Jr., RVT



Faculty

Mark A. Adelman, MD

University Vascular Associates
New York, NY

Jose I. Almeida, MD, FACS, RVT

Miami Vein Center
Miami, FL

Linda Antonucci, RVT, RDCS

Cardiovascular Consulting
Paramus, NJ

Peter Benson, MD, FAAFP, FACDS

Michigan Vein Institute, PC
Alpena, MI

Margaret Boiano

VNUS Medical Technologies, Inc.
San Jose, CA

Catherine M. Burdge, APRN

CT Image Guided Surgery, P.C.
Fairfield, CT

Ronald Bush, MD, FACS

Midwest Vein Treatment Clinic
Dayton, OH

Alejandro G. Cabrera, MD

Santiago, Chile

Juan Cabrera, MD

Granada, Spain

Nancy Cantelmo, MD, FACS

VeinSolutions
Stoneham, MA

Massimo Cappelli, MD

Studio Medico
Florence, Italy

Joseph A. Caprini, MD, MS, FACS, RVT

NorthShore University Health System
Skokie, IL

Teresa L. Carman, MD

University Hospitals Case Medical Center
Cleveland, OH

Paul J. Carniol, MD, FACS

Summit, NJ

Jayne Caruso, RN

NYU Vein Center
Morristown, NJ

Paolo Casoni, MD

Ipprocate Vein Clinic
Parma, Italy

Attilio Cavezzi, MD

Poliambulatorio Hippocrates
San Benedetto Del Tronto, Italy

Sylvain Chastanet, MD

Riviera Veine Institut
Nice, France

Elizabeth Coll, NP

Phlebology Consulting, LLC
Glen Rock, NJ

Anthony J. Comerota, MD, FACS

JOBST Vascular Center
Toledo, OH

Michael C. Dalsing, MD

Indiana University Medical School
Indianapolis, IN

Tracie Dauplaise, RVT

Centers for Advanced Vein Care
Matthews, NC

Alun H. Davies, MD

Charing Cross Hospital
Department of Surgery
London, United Kingdom

Marianne De Maeseneer, MD, PhD

The Cardiothoracic Surgery Network
Edegem, Belgium

Barbara Deusterman, RN, BSN

Morrison Vein Institute
Scottsdale, AZ

Kimberly Dickerson, CPC, CBCS

Decatur Vein Clinic
Indianapolis, IN

Adam Dinkes

Sadick Dermatology, P.C.
New York, NY

June Dungca, RVT

Albert Vein Institute
Colorado Springs, CO

Thomas L. Eaton, MD, FASA

Mequon Vascular Associates, S.C.
Mequon, WI

Aaron M. Ebert, BS, RVT

Lake Washington Vascular
Bellevue, WA

Steven M. Elias, MD, FACS, FACPh

Center for Vein Disease, Englewood
Hospital and Medical Center
Englewood, NJ

Chieh-Min Fan, MD

Brigham and Women's Hospital
Boston, MA

Bud Feigenbaum

Vein Clinics of America
Downers Grove, IL

Julio H.G. Ferreira, MD, IEWG

Pontificia Universidade Catolica
Rio Grande do Sul
Porto Alegre, Brazil

Mark D. Forrestal, MD, FACPh

Northwest Vein Care
Arlington Heights, IL

Helene S. Fronck, MD, FACP, FACPh

La Jolla, CA

Alessandro Frullini, MD, FACP

Studio Medico Flebologico
Florence, Italy

Kathleen Gibson, MD

Lake Washington Vascular
Bellevue, WA

David L. Gillespie, MD

University of Rochester
Rochester, NY

Jean-Jerome Guex, MD, FACPh

Cabinet de Phlebologie
Nice, France

Tiffani K. Hamilton, MD

Atlanta Dermatology, Vein &
Research Center
Alpharetta, GA

Kathleen Hannon, RN, MS, RVT, RDMS

Massachusetts General Hospital
Vascular Laboratory
Boston, MA



Faculty

Terri Harper, RN, BSN

Vein Specialists of the South, LLC
Macon, GA

Clint A. Hayes, MD, FACS, RVT, RPVI

Vein Center of North Texas
Denison, TX

Paula Heggerick, RVT, RDMS

VNUS Medical Technologies, Inc.
Sarasota, FL

Jennifer A. Heller, MD, FACS

Johns Hopkins Vein Center
Baltimore, MD

Michael Herion, MD

Center for Venous Disease
Glendale, AZ

Phillip A. Hertzman, MD, FACP, FAAFP, FACPh

Vein Care of New Mexico
Santa Fe, NM

Marresa Houle, BS, RVT

CompuDiagnostics, Inc.
Phoenix, AZ

Scott Howell, DO

Howell Medical Group
Trinity, FL

Karl Hubach, MD, RVT

Inlet Vein Specialists, P.C.
Murrells Inlet, SC

Mark N. Isaacs, MD, FACPh, FAAFP

Vein Specialists of Northern California
Walnut Creek, CA

Glenn Jacobowitz, MD

NYU Langone Medical Center
New York, NY

Elaine J. Johnson, RN, BSN

Morrison Vein Institute
Scottsdale, AZ

Lowell S. Kabnick, MD, FACS, FACPh

NYU Vein Center
New York, NY

Neil M. Khilnani, MD, FACPh

Cornell Vascular
New York, NY

Ted King, MD, FAAFP, FACPh

Illinois Phlebology Associates, S.C.
Oak Brook, IL

David Kolker, JD

Centers for Advanced Vein Care
Delray Beach, FL

Byung-Boong Lee, MD, PhD, FACS

Georgetown University School of
Medicine
Washington, DC

Joann M. Lohr, MD

Lohr Surgical Specialists
Cincinnati, OH

Edward G. Mackay, MD, FACS

Edward G. Mackay, II, MD, PA
Palm Harbor, FL

Douglas Marcum, RDMS, RDCS, RVT(APS)

Advanced Ultrasound Consultants
Oviedo, FL

Elna M. Masuda, MD

Straub Clinic and Hospital
Honolulu, HI

John Mauriello, MD, FACPh

Batey Cardiovascular Center
Bradenton, FL

Mark H. Meissner, MD

University of Washington Medical Center
Seattle, WA

Kathy H. Melfy, BSN, RN

Morrison Vein Institute
Tempe, AZ

Harold Milstein, MD

Harold J. Milstein, MD, PC
Philadelphia, PA

Robert J. Min, MD, MBA, FACPh, FSIR

Weill Medical College Cornell University
New York, NY

Kasuo Miyake, MD, PhD

Clinica Miyake
Sao Paulo, Brazil

Janice Moreno, RN, BSN, CVN

Morrison Vein Institute
Scottsdale, AZ

Nick Morrison, MD, FACS, FACPh

Morrison Vein Institute
Scottsdale, AZ

Terri Morrison, RN, BS, Voc ED

Morrison Vein Institute
Scottsdale, AZ

Girish S. Munavalli, MD, MHS

Dermatology, Laser &
Vein Specialists of the Carolinas
Charlotte, NC

Melanie C. Murn, MD

Vein Clinic
Chanhassen, MN

Steven P. Murray, MD

Inland Vascular Institute
Spokane, WA

Diana L. Neuhardt, RVT

CompuDiagnostics, Inc.
Scottsdale, AZ

Thomas F. O'Donnell, MD

Tufts Medical Center
Boston, MA

Sharon Olbert, BSN, RN

Morrison Vein Institute
Scottsdale, AZ

Jacqueline S. Pal, CNP

Minnesota Vein Center, P.A.
North Oaks, MN

Primepares G. Pal, MD

Minnesota Vein Center, P.A.
North Oaks, MN

Felizitas Pannier, MD

Bonn, Germany

Timothy Parish, MD, MBBS, DABP, DABA, DABPh, RVT, RPVI

Varicosis and Laser Center of Alabama
Birmingham, AL

Hugo Partsch, MD, FACPh

Wien, Austria

Fausto Passariello, MD

Napoli, Italy

Lisa Pavone, MD

Livonia Vein Center
Livonia, MI

Faculty

Daniel Pepper, MD
Lake Washington Vascular
Bellevue, WA

Claudia Perez-Duran
Physicians Management Consultants
La Canada Flintridge, CA

Olivier Pichot, MD
Grenoble, France

Paul Pittaluga, MD
Riviera Veine Institut
Nice, France

**Barbara Pohle-Schulze, RVT, RDMS,
RDCS**
CompuDiagnostics, Inc.
Scottsdale, AZ

Thomas Proebstle, MD, MSc
Heidelberg, Germany

Rodney Raabe, MD
Vanishing Veins
Spokane, WA

Eberhard Rabe, MD
University of Bonn
Bonn, Germany

Suman Rathbun, MD, MS
University of Oklahoma Health
Sciences Center
Oklahoma City, OK

**Pauline Raymond-Martimbeau,
MD, FACPh**
Dallas Non-Invasive Vascular Laboratory
Dallas, TX

Stefano Ricci, MD
Roma, Italy

AJ Riviezzo
American Physician Financial
Solutions, LLC
Colorado Springs, CO

Caron Rockman, MD
NYU Vein Center
New York, NY

Paul T. Rose, MD, JD
Academic Alliance in Dermatology
Tampa, FL

Melvin Rosenblatt, MD, FACPh
CT Image Guided Surgery, P.C.
Fairfield, CT

E.J. Sanchez, MD, FACC
Batey Cardiovascular Center
Bradenton, FL

Vida Savickiene, RVT
Vein Clinics of America
Gurnee, IL

Joseph R. Schneider, MD
Vascular and Interventional Program of
Central DuPage Hospital
Winfield, IL

Bill Schroedter, BS, RVT, FSU
Quality Vascular Imaging, Inc.
Venice, FL

**Marlin W. Schul, MD, MBA, RVT,
FACPh**
Lafayette Regional Vein Center
Lafayette, IN

Cynthia K. Shortell, MD
Duke University Medical Center
Durham, NC

**Mary Y. Sieggreen, MSN, RN, CS, NP,
CVN**
Harper University Hospital
Detroit, MI

Eileen M. Slutsky, RN, BSN
Aesthetics By Eileen
Raleigh, NC

Saundra S. Spruiell, DO, FACPh
Oklahoma Vein Specialists
Oklahoma City, OK

Ivan Staelens, MD
UZ Brussel
Brussels, Belgium

Dan Stempel
MD Connect, Inc.
Wellesley, MA

Julianne Stoughton, MD, FACS
VeinSolutions
Stoneham, MA

Paul E. Timperman, MD
Clarian Arnett Health
Lafayette, IN

Kenneth L. Todd, III, MD, FACPh
Southeast Vein and Laser Center
Dothan, AL

Michael Traurig, MD, RVT, RPVI
Vein Centers for Excellence of Greenville
Greenville, SC

Jean-Francois Uhl, MD
Neuilly Sur Seine, France

David M. Vanderpool, MD, FACS
LAVE MD
Brentwood, TN

Michael A. Vasquez, MD, FACS, RVT
The Venous Institute of Buffalo
North Tonawanda, NY

Satish V. Vayuvegula, MD, MS
Vein Clinics of America
Chicago, IL

Jean M. White, RVT
Quality Vascular Imaging, Inc.
Venice, FL

Takashi Yamaki, MD
Tokyo Women's Medical University
Tokyo, Japan

Steven E. Zimmet, MD, RVT, FACPh
Zimmet Vein and Dermatology
Austin, TX

Joseph A. Zygmunt, RVT
Centers for Advanced Vein Care
Delray Beach, FL



Registration Information

REGISTRATION INFORMATION

Advance registration is required to ensure that badges and tickets to sessions and social activities will be available when you arrive at the Congress. Please use the registration form provided or register online. Advance registration closes **Sunday, October 11, 2009**. Any registrations received after this date will be processed at the on-site rate. On-Site registration will be available, however only a limited number of courses and social activities will be available.

NOTE: If you are a member and will be registering online (or you are registering on behalf of a member), please DO NOT create a new record. You must log-in to the system first under the name of the person being registered.

PRE-CONGRESS DAY REGISTRATION FEES (THURSDAY, NOVEMBER 5, 2009) – OPTIONAL

The Pre-Congress day will provide four concurrent tracks on the following topics: basic phlebology, basic ultrasound, aesthetic procedures, and practice management. While the basic tracks are oriented toward providers who seek an introduction to Phlebology, it is comprehensive enough to provide a very thorough review for even the most experienced practitioner.

	Postmarked on or Before 10/11/2009	Postmarked After 10/11/2009
Physician Rates		
ACP Member Physician	\$460.00	\$485.00
Non-ACP Member Physician	\$610.00	\$635.00
Allied Health Professional Rates (Nurses, Ultrasonographers, PAs, DPMs, etc.)		
ACP Member	\$335.00	\$360.00
Non-ACP Member	\$385.00	\$410.00

PRE-CONGRESS AND CONGRESS COMBINATION DISCOUNT

If you are registering for the Main Congress (November 6 – 8), as well as the Pre-Congress:

- Physician's subtract \$150 as a registration discount
- Allied Health Professionals subtract \$100 as a registration discount

PHYSICIAN-IN-TRAINING SCHOLARSHIPS AVAILABLE

Through funding provided by the ACP Foundation, the ACP is offering up to forty scholarships to residents, fellows and junior faculty members. The \$1500 award can be used for meeting-related expenses (including registration fees, airfare, hotels, ground transportation, and meals) at the College's 23rd Annual Congress.

The award also includes a one-year "Member-In-Training" membership option which allows scholarship recipients to continue to receive exposure to phlebology after the Congress.

Please visit <http://www.phlebology.org/education/scholarships.html> for more details!

Registration Information

CONGRESS REGISTRATION FEES (NOVEMBER 6-8, 2009)

	Postmarked Before 9/11/2009	Postmarked on or After 9/11/2009 and Before 10/11/2009	Postmarked After 10/11/2009
ACP Member Physician	\$765.00	\$815.00	\$965.00
Non-ACP Member Physician	\$1,015.00	\$1,065.00	\$1,215.00
Resident (Medical Student)	\$465.00	\$490.00	\$565.00
Invited Abstract/Poster	\$765.00	\$815.00	\$965.00
Presenter <i>(Same price as ACP Physician Member discount only applies to non-members)</i>			
Allied Health Professionals:			
ACP Members	\$465.00	\$490.00	\$565.00
Non-ACP Members	\$565.00	\$590.00	\$665.00
Spouse/Guest (Optional)	\$75.00	\$75.00	\$85.00
<i>(Spouse/Guest badge allows admittance to: Exhibit Hall, Opening Reception, continental breakfasts, and coffee breaks. Spouse/Guests may not attend any scientific sessions.)</i>			
Multiple Attendees From Same Office Discount			
<i>If more than one person from the same office registers for the Congress, each additional person will receive \$75.00 discount on Congress registration fees.</i>			
<i>(Note: This does not apply to Pre-Congress fees.)</i>			
Optional Additional Fees:			
Special Interest Sessions	\$65.00	\$65.00	\$75.00
<i>(These sessions are offered on Friday, Saturday and Sunday)</i>			
Dinner and Social Event	\$95.00	\$95.00	\$105.00
<i>(Saturday 6:30PM)</i>			

NOTES

- There are separate registration fees for the Pre-Congress Day, special interest sessions and the Dinner and Social event on Saturday evening.
- Registration for the Instructional Courses and Symposia are included in the Congress registration fee. Please attend whichever sessions are of interest to you.



General Information

ON-SITE REGISTRATION HOURS

Wednesday, November 4, 2009	3:00 PM – 6:00 PM
Thursday, November 5, 2009	6:30 AM – 6:00 PM
Friday, November 6, 2009	6:30 AM – 6:00 PM
Saturday, November 7, 2009	6:30 AM – 6:00 PM
Sunday, November 8, 2009	7:30 AM – 11:00 AM

CANCELLATION/REFUND POLICY

Registration fees, less a \$150 administrative fee, will be refunded upon written notice of cancellation to the headquarters office. In order to qualify for a refund of fees, your written cancellation notice must be postmarked no later than **Friday, October 9, 2009**. There will be no refund of fees for written cancellations received after this date or for lack of attendance without notification.

CONFIRMATION OF REGISTRATION

A confirmation will be sent to you via e-mail within one (1) week of receipt of your registration form and **PAID IN FULL** registration fees. If you do not receive a confirmation, please contact the ACP Meetings Department immediately.

SYLLABUS

Printed syllabus books will not be available at the Congress. Session handouts will be made available for download up to one month before the meeting begins and for two weeks after the Congress ends. If you would like to have printed copies of the handouts on which to take notes on during the meeting, please print them in advance. There will be a limited number of computer/printing stations on-site, but to avoid long lines, we suggest doing this before you arrive to the meeting.

EXHIBIT HOURS

All continental breakfasts, morning coffee breaks, and the opening reception will be served in the exhibit hall. The technical exhibits will be open as follows:

Thursday, November 5, 2009	6:30 AM – 1:45 PM
Friday, November 6, 2009	6:30 AM – 1:45 PM and 6:15 PM – 7:30 PM
Saturday, November 7, 2009	6:30 AM – 1:30 PM

General Information

HOTEL RESERVATIONS

Desert Springs JW Marriott Resort and Spa
74855 Country Club Drive
Palm Desert, CA 92260
www.desertspringsresort.com

Palm Desert is the geographic center of the Coachella Valley, a fast-growing region of southern California. Whether you have a passion for athletic endeavors and outdoor fun or you're just looking to relax and unwind, there's plenty to do in Palm Desert which makes it the perfect destination for a family vacation and the ACP Congress. The Desert Springs JW Marriott is a premier Palm Desert Resort Hotel which features fine dining, resort spa, expansive pools, and a newly remodeled lobby complete with gondolas.

The ACP has reserved a block of rooms at the resort for Thursday through Sunday. In order to make reservations under the ACP group room block, you must first register for the meeting. After you have registered you will be sent a confirmation via email that will include a code which you will need to use to make your reservations.

The hotel confirms the following guest room rates: Single \$242 and Double \$242.

Hotel room rates are subject to applicable state and local taxes (currently 11%), in addition to a California Tourism Fee of \$.30 per room, per night, in effect at the time of check-in.

All room reservations must be made by October 9, 2009. However, the group room block is limited in size and will be filled on a first-come first-served basis. Reservations received after the room block is filled or after October 9, 2009 will be accepted on a space-available basis and prevailing hotel rates. Don't wait! Get your reservations in early!

Check-in time is 4:00 PM and check-out time is 11:00 AM. Guests arriving before 4:00 PM will be assigned accommodations as they become available.



General Information

AIRPORT TRANSPORTATION

Flying to and from Palm Desert:

Palm Springs International Airport (PSP): A scenic 25-minute drive from Palm Desert, this newly remodeled airport hosts a number of scheduled carriers including Alaska, American and America West. Non-stop service from cities like Seattle, Dallas/Fort Worth, Las Vegas, Chicago and other major hubs makes this nearby airport ideal for many visitors.

Ontario International Airport (ONT): Just over an hour west of Palm Desert, Ontario International Airport is a mid-size airport that boasts an extensive schedule of flights from major carriers including United, Alaska, Southwest, Delta, Continental, American and others.

Los Angeles International Airport (LAX): A scenic two-hour drive from Palm Desert, Los Angeles International Airport is often ideal for cross-country or international visitors. One of the world's busiest airports, LAX offers flights operated by nearly 90 airlines.

GROUND TRANSPORTATION

No matter which airport you fly in to, it's easy to rent a car, find a shuttle or hail a cab or limo.

From Palm Springs International Airport (PSP): Rent a car from more than 10 major rental companies or take a shuttle, taxi or limo.

From Ontario International Airport (ONT): Shuttles are available, but most Palm Desert visitors prefer to rent a car from one of Ontario's many nationally known rental companies.

From Los Angeles International Airport (LAX): Renting a car is the way to go from LAX. The two-hour drive from Los Angeles to Palm Desert is filled with scenic desert vistas and views of the nearby mountains.

PARKING

If you will be driving, please note that self-parking is available at the hotel for \$12 per day. Valet parking is available for \$24 per day.

General Information

ATTIRE

The attire for the conference is business casual.

VIDEO LIBRARY

A number of educational videos will be available to view throughout the Congress. The schedule for the Video Library is as follows:

Thursday, November 5, 2009	6:00 AM – 6:00 PM
Friday, November 6, 2009	6:00 AM – 6:00 PM
Saturday, November 7, 2009	6:00 AM – 6:00 PM
Sunday, November 8, 2009	6:00 AM – 11:00 AM

INTERNET CAFÉ FOR E-MAIL

There will be a limited number of terminals with Internet access for registrants to check their browser-based e-mail. The hotel also provides high-speed Internet access from all guest rooms.

CAMERA/RECORDING POLICY

Use of cameras (all types) and audio recorders is prohibited in all educational sessions. Violations of this policy will result in removal from the room and confiscation of equipment. Staff will be closely monitoring such occurrences.

CELL PHONE POLICY

Cell phone usage and/or disruption is prohibited in all educational sessions. Please remember to turn off your cell phone or put it on vibrate prior to entering the meeting room.

PROGRAM ERRATA AND ADDENDA

The ACP reserves the right to modify the agenda and speakers listed as circumstances dictate. If necessary, an Errata and Addenda Sheet will be included with your meeting packet.

MEMBERSHIP INFORMATION

Membership in the ACP provides you with many exceptional opportunities to stay current in the field of phlebology! Be it through our educational symposia and annual congresses or through our periodicals and research grants, the ACP is dedicated to supporting phlebology education and research and fostering clinical excellence in the field of phlebology. Membership in the ACP is open to both physicians and allied health professionals. If you are interested in membership, please visit www.phlebology.org to join today! For additional questions, please contact Caryl Tynan at the headquarters office at (510) 346-6800 ext. 107 or ctynan@acpmail.org. Membership information will also be available at the ACP Membership Booth at the 2009 Congress. Please note that applicants with a completed membership file are welcome to register for the meeting at the member rate. Join today!



Events

Make the most of the Congress by spending time with your colleagues and friends outside the seminar room. After-hours Congress events include:

ACPF Golf Outing

Wednesday, November 4, 2009

The ACP Foundation's 4th Annual Golf Outing will be held the day before the Congress begins, giving our golf enthusiasts plenty of time to relax in the desert sun and enjoy the company of peers before the Congress begins. Details for the 2009 outing are available at www.acpcongress.org.



New Member Reception

Thursday, November 5, 2009

5:00 PM to 6:30 PM

(Open ONLY to New Members, ACP Board of Directors, and by Invitation)

Join us for a unique welcome to the ACP community. Enjoy this informal reception and opportunity to visit with many of your colleagues and ACP Board of Directors. Learn more about the American College of Phlebology and build your network at the very start of the meeting!

Silent Auction

November 6-7, 2009

The goal of the event is to provide a unique and elegant giving opportunity from which all proceeds will be dedicated to the mission of the ACPF. Auction items will be displayed throughout the Congress. Bidding will open on Friday evening, November 6th, and close at the beginning of the Social on Saturday evening November 7th. A catalog of auction items will be distributed prior to the Congress.

2ND ANNUAL
Silent Auction
November 6-7, 2009

If you have an item you would like to contribute to the auction, please email development@acpmail.org or contact the headquarters office at (510) 346-6800.

Events

Opening Night Reception

Friday, November 6, 2009

6:15 PM to 7:30 PM

Enjoy this reception offering a special welcome to the Annual Congress and Palm Desert! Start the Congress by visiting with your colleagues and mingling with our exhibitors in a social setting. Open to all Congress attendees. No additional fee.



Dinner and Social

Saturday, November 7, 2009

6:30 PM to 10:00 PM

An evening of fun and enjoyment is planned with dinner and entertainment. Join your colleagues for this memorable evening. The price is just \$95.00* per person for fun, food and dancing. Guests are also invited. See the registration form to order tickets.

*(*Price increases 10/11/09).*



ADDITIONAL MEETING INFORMATION

Should you have any questions about the information contained in this brochure, or require any additional information, please contact the ACP headquarters office:

American College of Phlebology
101 Callan Avenue, Suite 210
San Leandro, CA 94577
Phone: 1-510-346-6800
Fax: 1-510-346-6808
Email: info@acpmail.org
Website: www.phlebology.org



Program Summary

Thursday, November 5, 2009

6:00 AM - 6:00 PM	Video Library and A/V Preview
6:30 AM - 6:00 PM	Registration/Information
6:30 AM - 1:45 PM	Exhibits Open
7:00 AM - 8:00 AM	CONTINENTAL BREAKFAST in Exhibit Hall
8:00 AM - 10:15 AM	Common Ground Lectures <i>(Tracks A and B Will Attend Together)</i>
8:00 AM - 10:15 AM	Track C: Aesthetic Procedures
8:00 AM - 10:15 AM	Track D: Practice Management
10:15 AM - 10:45 AM	REFRESHMENT BREAK in Exhibit Hall <i>(Tracks A, B, C, & D)</i>
10:45 AM - 12:45 PM	Track A: Basic Phlebology Diagnosis & Treatment
10:45 AM - 12:45 PM	Track B: Basic Ultrasonography
10:45 AM - 1:00 PM	Track C: Aesthetic Procedures (Continued)
10:45 AM - 12:45 PM	Track D: Practice Management (Continued)
12:45 PM - 2:00 PM	LUNCH Open to All Pre-Congress Registrants
2:00 PM - 3:00 PM	Live Clinical and Duplex Patient Evaluation <i>(Tracks A and B Will Attend Together)</i>
2:00 PM - 3:00 PM	Track C: Aesthetic Procedures (Continued)
2:00 PM - 3:00 PM	Track D: Practice Management (Continued)
3:00 PM - 3:15 PM	REFRESHMENT BREAK (Tracks A, B, C, & D)
3:15 PM - 3:45 PM	Endovenous Thermal Ablation Videos <i>(Tracks A and B Will Attend Together)</i>
3:15 PM - 5:00 PM	Track C: Aesthetic Procedures (Continued)
3:15 PM - 5:00 PM	Track D: Practice Management (Continued)
3:45 PM - 5:00 PM	Track A: Basic Phlebology Diagnosis & Treatment (Continued)
3:45 PM - 5:00 PM	Track B: Hands on Duplex Workshop
5:00 PM - 6:30 PM	NEW MEMBER RECEPTION <i>(Open ONLY to New Members, ACP Board of Directors and by Invitation)</i>

Program Summary

Friday, November 6, 2009

6:00 AM - 6:00 PM	Video Library and A/V Preview
6:30 AM - 6:00 PM	Registration/Information
6:30 AM - 1:45 PM	Exhibits Open
7:00 AM - 8:00 AM	CONTINENTAL BREAKFAST in Exhibit Hall
7:00 AM - 7:50 AM	SPECIAL INTEREST SESSIONS (4 Concurrent Sessions) Session #101: Pelvic Varicosities Session #102: Treatment of Hands, Feet and Face Session #103: Insurance and Coding Session #104: Complex Cases
8:00 AM - 9:00 AM	GENERAL SCIENTIFIC SESSION
9:00 AM - 12:00 PM	SYMPOSIUM #1: Nursing (Basic)
9:00 AM - 12:00 PM	ABSTRACT SESSIONS #1 AND #2
10:20 AM - 10:50 AM	REFRESHMENT BREAK in Exhibit Hall
12:00 PM - 1:30 PM	SYMPOSIUM #2: The World of Phlebology (Lunch) (Open to All Congress Registrants)
1:30 PM - 3:00 PM	INSTRUCTIONAL COURSES / SYMPOSIUM (3 Concurrent Sessions) Course #201: Venous Hemodynamics Course #202: History and Management of Vascular Malformations Symposium #3: Adding Cosmetic Services to a Phlebology Practice
3:00 PM - 3:30 PM	REFRESHMENT BREAK
3:30 PM - 5:00 PM	INSTRUCTIONAL COURSES / SYMPOSIUM (5 Concurrent Sessions) Course #203: Lymphedema and the Swollen Leg Course #204: Treatment of Perforators Course #205: Dermatology for the Phlebologist Course #206: Duplex Ultrasound Diagnosis Symposium #4: Research in Phlebology
5:00 PM - 6:15 PM	Poster Abstracts
6:15 PM - 7:30 PM	OPENING NIGHT RECEPTION & SILENT AUCTION in Exhibit Hall Open to All Registrants



Program Summary

Saturday, November 7, 2009

6:00 AM - 6:00 PM	Video Library and A/V Preview
6:30 AM - 6:00 PM	Registration/Information
6:30 AM - 1:30 PM	Exhibits Open
7:00 AM - 8:00 AM	CONTINENTAL BREAKFAST in Exhibit Hall
7:00 AM - 7:50 AM	SPECIAL INTEREST SESSIONS (4 Concurrent Sessions) Session #105: Recurrent Varicose Veins: Imaging is Everything Session #106: Venous Malformations Session #107: Managing Complications of Sclerotherapy Session #108: Recognition of Malignant and Benign Skin Lesions for the Phlebologist
8:00 AM - 9:30 AM	GENERAL SCIENTIFIC SESSION
9:30 AM - 10:20 AM	ABSTRACT SESSION #3
10:20 AM - 10:50 AM	REFRESHMENT BREAK in Exhibit Hall
10:50 AM - 12:15 PM	ABSTRACT SESSION #4
12:15 PM - 1:30 PM	LUNCH On Your Own
12:15 PM - 1:30 PM	WOMEN IN PHLEBOLOGY LUNCH Open to Female MD's & DO's (RVSP required)
12:15 PM - 1:30 PM	NURSING SECTION BUSINESS MEETING AND LUNCH Open to Nursing Section Members (RSVP required)
12:15 PM - 1:30 PM	ULTRASONOGRAPHY SECTION BUSINESS MEETING AND LUNCH Open to Ultrasonography Section Members (RSVP required)
1:30 PM - 3:30 PM	SYMPOSIA (3 Concurrent Sessions) Symposium #5: American Venous Forum (AVF) Symposium #6: Advanced Nursing Symposium #7: Ultrasound
3:30 PM - 4:00 PM	REFRESHMENT BREAK
4:00 PM - 5:30 PM	INSTRUCTIONAL COURSES / SYMPOSIUM (4 Concurrent Sessions) Course #207: Treating Cutaneous Veins-Visual Sclerotherapy Course #208: Endovenous Thermal and Chemical Ablation Course #209: Treating Venous Ulcers Symposium #8: Challenging Cases – Take Your Best Shot
6:30 PM - 10:00 PM	ACP DINNER AND SOCIAL All Registrants Welcome; Additional Fee Required

Program Summary

Sunday, November 8, 2009

6:00 AM - 11:00 AM	Video Library and A/V Preview
7:30 AM - 11:00 AM	Registration/Information
8:00 AM - 9:00 AM	CONTINENTAL BREAKFAST
8:00 AM - 8:50 AM	SPECIAL INTEREST SESSIONS (4 Concurrent Sessions) Session #109: Management of Incompetent Perforator Veins Session #110: Treatment of Venous Ulceration Session #111: Truncal Veins Session #112: The Business of DVT
9:00 AM - 10:30 AM	SYMPOSIA (2 Concurrent Sessions) Symposium #9: Morbidity Symposium #10: Advanced Nursing #2



Thursday, November 5, 2009

TRACK A - BASIC PHLEBOLOGY DIAGNOSIS AND TREATMENT

Moderators: Helane S. Fronek, MD, FACP, FACPh; Julianne Stoughton, MD, FACS

This track is meant to review and update the fundamental phlebologic concepts for both experienced and in-training phlebologists. First the current anatomy and pathophysiology will be reviewed, the essentials of clinical and ultrasound evaluation will be presented, and the history of superficial venous insufficiency will be discussed with some perspectives on current management. Treatment and management of the deep and superficial system will be discussed by experts followed by live case demonstrations to further elucidate the concepts. Finally, there will be workshops with video case presentations to help describe how many of the more common venous problems are managed.

Following the track, the attendee should be able to:

1. Identify basic anatomy of the venous system and recognize the more common anomalies.
2. Recognize and list the indications for duplex ultrasound in phlebology.
3. Define treatment options for common venous disorders, and compare treatment modalities with regard to risks and benefits.



Thursday, November 5, 2009

TRACK A - BASIC PHLEBOLOGY DIAGNOSIS AND TREATMENT

Moderators: Helane S. Fronek, MD, FACP, FACPh; Julianne Stoughton, MD, FACS

8:00 AM - 8:15 AM	Welcome and Opening Remarks	Lowell S. Kabnick, MD, FACS, FACPh; Nick Morrison, MD, FACS, FACPh
8:15 AM - 8:45 AM	What You Need to Know About Venous Anatomy and Physiology	Helane S. Fronek, MD, FACP, FACPh
8:45 AM - 9:15 AM	Introduction to Clinical Duplex Evaluation	Chieh-Min Fan, MD
9:15 AM - 9:45 AM	Management of Venous Disease: Conservative Management, Swollen Limbs, Algorithms for Treatment	Glenn Jacobowitz, MD
9:45 AM - 10:15 AM	Question and Answer	All of the Above
10:15 AM - 10:45 AM	REFRESHMENT BREAK <i>Visit the Exhibit Hall</i>	
10:45 AM - 11:15 AM	Treatment: Deep Veins	Jennifer A. Heller, MD, FACS
11:15 AM - 11:45 AM	Large Veins: When and How – Phlebectomy and Sclerotherapy	Jose Almeida, MD, FACS, RVT
11:45 AM - 12:15 PM	Small Veins: When and How – Sclerotherapy and Laser	Helane S. Fronek, MD, FACP, FACPh
12:15 PM - 12:45 PM	Question and Answer	All of the Above
12:45 PM - 2:00 PM	LUNCH <i>Open to All Pre-Congress Registrants</i>	
2:00 PM - 3:00 PM	Live Clinical and Duplex Patient Evaluation	Neil M. Khilnani, MD, FACPh
3:00 PM - 3:15 PM	REFRESHMENT BREAK	
3:15 PM - 3:45 PM	Endovenous Thermal Ablation Videos (RF and Laser) Saphenous Veins	Marlin W. Schul, MD, MBA, RVT, FACPh
3:45 PM - 4:00 PM	Treatment of Other Sources of Reflux: When and How – Perforator Veins	Daniel Pepper, MD
4:00 PM - 4:15 PM	Treatment of Other Sources of Reflux: When and How – Pelvic Veins	Melvin Rosenblatt, MD, FACPh
4:15 PM - 4:30 PM	Treatment of Other Sources of Reflux: When and How – Recurrent Varicose Veins, Neovascularization	Ronald Bush, MD, FACS
4:30 PM - 4:45 PM	The Business of Veins	Julianne Stoughton, MD, FACS
4:45 PM - 5:00 PM	Question and Answer	All of the Above
5:00 PM - 6:30 PM	NEW MEMBER RECEPTION <i>Open Only to New Members, ACP Board of Directors and by Invitation</i>	



Thursday, November 5, 2009

TRACK B - BASIC ULTRASONOGRAPHY

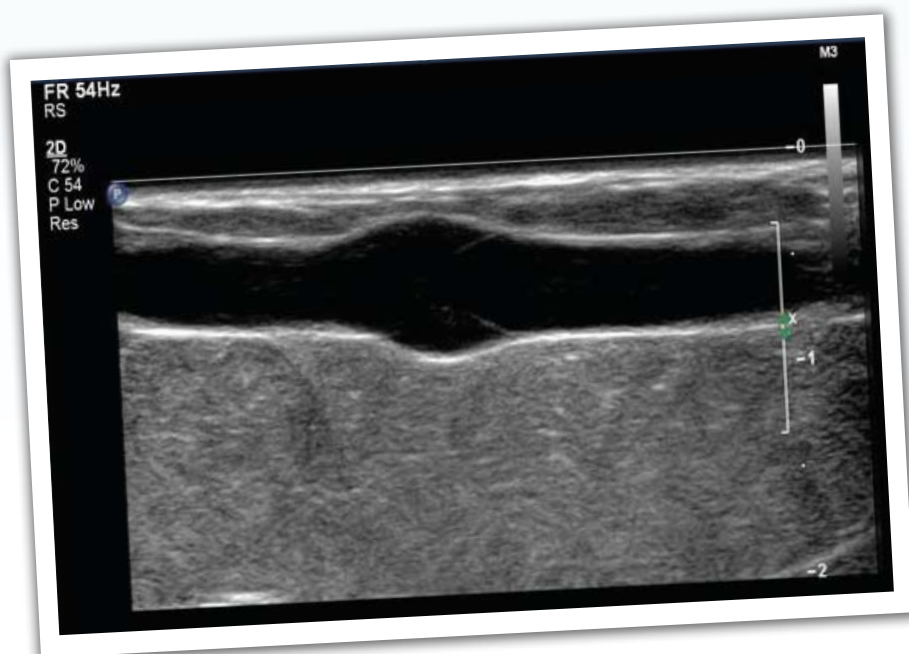
Moderator: Barbara Pohle-Schulze, RVT, RDMS, RDCS

The Basic Ultrasonography Track is for physicians and technologists new to the field of Phlebology and for those currently practicing in the field looking for instruction on duplex imaging techniques. Duplex scanning as it relates to phlebology includes deep venous evaluations, but actually focuses on the superficial venous hemodynamics, typically not part of a venous examination in a non-phlebology setting.

Ultrasound anatomy, landmarks for proper identification as well as tips for practical approaches to a phlebology based venous ultrasound examination will be presented. Content regarding credentialing and minimum reporting standards will also be outlined for those entering the field. There will also be a hands-on segment for participants to scan.

Following the track, the attendee should be able to:

1. Identify major anatomic landmarks such as the sapheno-femoral junction on the ultrasound screen and describe and demonstrate how to obtain these images.
2. Assess the superficial venous system for reflux, recognizing the importance of standing or gravity dependent evaluation and differentiate the additional aspects of a venous study done for a Phlebology evaluation.
3. Demonstrate and outline proper techniques for improvement in practice.



Thursday, November 5, 2009

TRACK B - BASIC ULTRASONOGRAPHY

Moderator: Barbara Pohle-Schulze, RVT, RDMS, RDCS

8:00 AM - 8:15 AM	Welcome and Opening Remarks	Lowell S. Kabnick, MD, FACS, FACPh; Nick Morrison, MD, FACS, FACPh
8:15 AM - 8:45 AM	What You Need to Know About Venous Anatomy and Physiology	Helane S. Fronek, MD, FACP, FACPh
8:45 AM - 9:15 AM	Introduction to Clinical Duplex Evaluation	Chieh-Min Fan, MD
9:15 AM - 9:45 AM	Management of Venous Disease: Conservative Management, Swollen Limbs, Algorithms for Treatment	Glenn Jacobowitz, MD
9:45 AM - 10:15 AM	Question and Answer	All of the Above
10:15 AM - 10:45 AM	REFRESHMENT BREAK <i>Visit the Exhibit Hall</i>	
10:45 AM - 10:50 AM	Introduction	Barbara Pohle-Schulze, RVT, RDMS, RDCS
10:50 AM - 11:10 AM	Don't Forget the Deep (and Perforator) System	Jean M. White, RVT
11:10 AM - 11:30 AM	Saphenous Imaging Techniques	Tracie Dauplaise, RVT
11:30 AM - 11:50 AM	Creating a Venous Map – Techniques and Tips	Vida Savickiene, MD, RVT
11:50 AM - 12:10 PM	IntraOperative Ultrasound, Pre, and Post Treatment Findings	Karl S. Hubach, MD, RVT
12:10 PM - 12:30 PM	Credentialing/Reimbursement Issues	Bill Schroedter, BS, RVT, FSU
12:30 PM - 12:45 PM	Question and Answer	All of the Above
12:45 PM - 2:00 PM	LUNCH <i>Open to All Pre-Congress Registrants</i>	
2:00 PM - 3:00 PM	Live Clinical and Duplex Patient Evaluation	Neil M. Khilnani, MD, FACPh
3:00 PM - 3:15 PM	REFRESHMENT BREAK	
3:15 PM - 3:45 PM	Endovenous Thermal Ablation Videos (RF and Laser) Saphenous Veins	Marlin W. Schul, MD, MBA, RVT, FACPh
3:45 PM - 5:00 PM	Scan Your Buddy – Hands on Duplex Workshop	Tracie Dauplaise, RVT; Karl S. Hubach, MD, RVT; Diana L. Neuhardt, RVT; Vida Savickiene, MD, RVT; Bill Schroedter, RVT; Jean M. White, RVT
5:00 PM - 6:30 PM	NEW MEMBER RECEPTION <i>Open Only to New Members, ACP Board of Directors and by Invitation</i>	



/PARAMOUNT MD/



21st Century Brand Builders

BrandDevelopment / Internal&ExternalMarketingSystems / InternetMarketing / EvidenceBasedMarketing / MediaManagement / Physician ReferralPrograms / CommunicationStrategies / AdvertisingServices / StaffTraining / WebsiteDevelopment / CorporateNeedsAssessment / ExpansionPlanning / Strategic Planning and Goal Setting / Diagnostic Assessments / SalesStrategies / Business to Business Alliances

Paramount/MD is a state of the art, health care marketing and communications agency. As a unique company deliberately enhanced by the most advanced services, we are also cutting edge in our approach.

What makes our platform so successful is our combination of enterprising sales and marketing techniques, fueled by intelligent and insightful message-led ideas. We allow your staff to focus on the management of your practice while we deliver results by aggressively targeting your desired audience.

Our cohesive and structured plans produce measurable results that are easily quantifiable. Acting as a catalyst for growth we are an evidence based marketing agency, creative at its core. We emphasize brand development through well thought out communication strategies that aim to build success.

Our focus is simple, to design, develop and promote health care practitioners for the 21st century.

Thursday, November 5, 2009

TRACK C – AESTHETIC PROCEDURES

Moderator: Paul T. Rose, MD, JD

The aesthetic track will allow practicing phlebologists to learn how to expand the scope of their practice by incorporating aesthetic procedures. Participants will learn about aesthetics, fillers, light-based technologies, botulinum toxin, anesthesia, mesotherapy and chemical peels. Emphasis will be placed on a practical approach to utilizing these materials and devices. The course will also instruct the participant on practice management considerations when contemplating restructuring their practices in terms of personnel, marketing, capital equipment expenditures and time management requirements.

Following the track, the attendee should be able to:

1. Start to transition their practice in the aesthetic venue in terms of practice management, training, education and marketing.
2. Outline the scope of aesthetic procedures which the phlebologist may consider incorporating into their practices.
3. Recognize and manage complications related to aesthetic procedures.

8:00 AM - 8:10 AM	Introduction	Paul T. Rose, MD, JD
8:10 AM - 8:15 AM	How to Incorporate Aesthetic Procedures Into Your Practice	Paul T. Rose, MD, JD
8:15 AM - 8:45 AM	Botulinum Toxin – Indications and Practical Treatment Approach	Scott Howell, DO
8:45 AM - 9:00 AM	The Aging Face - Not Just Tightening	Thomas Proebstle, MD, MSc
9:00 AM - 9:20 AM	An Overview of Fillers	Scott Howell, DO
9:20 AM - 9:35 AM	A Practical Approach to Short Acting Fillers	Paul T. Rose, MD, JD
9:35 AM - 9:50 AM	A Practical Approach to Medium Acting Fillers	Michael Herion, MD
9:50 AM - 10:05 AM	Panel Discussion – Avoiding Problems and Treating Complications with Botulinum Toxin and Fillers	Paul Carniol, MD; Scott Howell, DO; Paul T. Rose, MD, JD
10:05 AM - 10:15 AM	Question and Answer	All of the Above
10:15 AM - 10:45 AM	REFRESHMENT BREAK <i>Visit the Exhibit Hall</i>	

continued



Thursday, November 5, 2009

TRACK C – AESTHETIC PROCEDURES (CONT.)

Moderator: Paul T. Rose, MD

10:45 AM - 11:00 AM	The Language of Lasers and IPL	Paul T. Rose, MD, JD
11:00 AM - 11:20 AM	Choosing the Right Technology and the Right Indication	Thomas Proebstle, MD, MSC
11:20 AM - 11:35 AM	IPL	Tiffani K. Hamilton, MD
11:35 AM - 11:50 AM	Fractional Lasers	Girish S. Munavalli, MD, MHS
11:50 AM - 12:10 PM	Skin Tightening Technology	Michael Herion, MD
12:10 PM - 12:25 PM	Ablative Laser Resurfacing	Michael Herion, MD
12:25 PM - 12:40 PM	Effective Anesthesia	Timothy Parish, MD, MBBS, DABP, DABA, DABPh, RVT, RPVI
12:40 PM - 12:55 PM	Question and Answer	All of the Above
12:55 PM - 2:00 PM	LUNCH <i>Open to All Pre-Congress Registrants</i>	
2:00 PM - 2:15 PM	Laser Hair Removal	Tiffani K. Hamilton, MD
2:15 PM - 2:30 PM	Brown Spot/Red Spot – What to Do	Tiffani K. Hamilton, MD
2:30 PM - 2:45 PM	Laser Lipolysis	Tiffani K. Hamilton, MD
2:45 PM - 3:00 PM	Question and Answer	All of the Above
3:00 PM - 3:20 PM	REFRESHMENT BREAK	
3:20 PM - 3:40 PM	Mesotherapy – Lipo Dissolve	Paul T. Rose, MD, JD
3:40 PM - 4:00 PM	Chemical Peeling – Light Depth and Medium Depth	Harold Milstein, MD
4:00 PM - 4:15 PM	Practice Management Tips for the Aesthetic Practice	Adam Dinkes
4:15 PM - 4:30 PM	Panel Discussion	Adam Dinkes; Harold Milstein, MD; Paul T. Rose, MD, JD
4:30 PM - 5:00 PM	Question and Answer	All of the Above
5:00 PM - 6:30 PM	NEW MEMBER RECEPTION <i>Open Only to New Members, ACP Board of Directors and by Invitation</i>	



Thursday, November 5, 2009

TRACK D – PRACTICE MANAGEMENT

Moderator: Joseph A. Zygmunt, Jr., RVT

With the changing economy, many practices are experiencing a changing business model, one of contraction and more competition. Financial metrics, like accounts receivable, are on the rise and new patient appointments are slowing down at the same time reimbursement for procedures are being cut, and costs are rising. Medical education focuses on the medicine, not on the business aspects of being an entrepreneur and small business owner. This session covers the key bases from what financial reports you should read and use, marketing skills ranging from phone skills to evaluating the effectiveness of your paid advertising. Other aspects of running a business, including hiring and HR pitfalls, will be covered. Additionally, aspects of the business of getting paid for your services, medical necessity, insurance authorizations and additional sources of revenue will be discussed.

Following this session, the attendee should be able to:

1. Understand, interpret and use the information in key financial reports.
2. Evaluate the effectiveness of their marketing, including understanding return on investment (ROI) and cost per lead (CPL) metrics.
3. Recognize the problems of accounts receivable, importance of obtaining predeterminations and meeting medical necessity guidelines which impact cash flow in this insurance based industry.



Thursday, November 5, 2009

TRACK D – PRACTICE MANAGEMENT

Moderator: Joseph A. Zygmunt, Jr., RVT

8:00 AM - 8:10 AM	Welcome and Opening Remarks	Joseph A. Zygmunt, Jr., RVT
8:10 AM - 8:30 AM	10 Things I Should Have Known Starting my Vein Clinic	Terri Morrison, RN, BS, Voc ED
8:30 AM - 8:50 AM	How to Find, Hire and Train an RVT and Credentialing Issues	Tracie Dauplaise, RVT
8:50 AM - 9:20 AM	Marketing Overview – ROI, CPL, Internet and Other Source Avenues	Dan Stempel
9:20 AM - 9:45 AM	Phone Skills and Sales Approaches	Claudia Perez-Duran
9:45 AM - 10:15 AM	Question and Answer	All of the Above
10:15 AM - 10:45 AM	REFRESHMENT BREAK <i>Visit the Exhibit Hall</i>	
10:45 AM - 11:15 AM	Insurance Contracting	AJ Riviezzo
11:15 AM - 11:45 AM	Coding and EOB's	Margaret Boiano
11:45 AM - 12:15 PM	Medical Necessity, Authorizations and Denials	Kimberly Dickerson, CPC, CBCS
12:15 PM - 12:45 PM	Question and Answer	All of the Above
12:45 PM - 2:00 PM	LUNCH <i>Open to All Pre-Congress Registrants</i>	
2:00 PM - 2:30 PM	Financial Reports – Understanding Your P&L and Other Financial Data	David Kolker, JD
2:30 PM - 2:45 PM	Hiring the Best, Developing Them, and Terminating Properly	Bud Feigenbaum
2:45 PM - 3:00 PM	Other Income Opportunities – Esthetics/Spa	Terri Harper, RN, BSN
3:00 PM - 3:15 PM	REFRESHMENT BREAK	
3:15 PM - 5:00 PM	What's Working – Roundtable and Interactive Session	All Attendees
5:00 PM - 6:30 PM	NEW MEMBER RECEPTION <i>Open Only to New Members, ACP Board of Directors and by Invitation</i>	

Friday, November 6, 2009

4 CONCURRENT SESSIONS

SPECIAL INTEREST SESSIONS *(Sessions are ticketed and run concurrently; additional fee)*

7:00 AM - 7:50 AM

Session #101 Pelvic Varicosities

Chieh-Min Fan, MD; Mark H. Meissner, MD

This session will discuss the diagnosis and treatment of abnormal pelvic veins in a case study format. The information will assist you in recognizing presenting complaints in patients with pelvic venous abnormalities, and guide you to deciding whether to treat or refer the patient.

Following the session, the attendee should be able to:

1. Recognize common symptoms and clinical presentations of patients with abnormal pelvic veins.
2. Outline appropriate diagnostic testing for pelvic venous insufficiency.
3. Identify which patients should be treated, and different treatment modalities.

Session #102 Treatment of Hands, Feet and Face

John Mauriello, MD, FACPh; Girish S. Munavalli, MD, MHS

This session will outline treatment strategies for cosmetic treatment of veins of the hands, feet and face with illustrative case studies. The topic will assist you in tailoring appropriate treatments for different patient concerns and presentations.

Following the session, the attendee should be able to:

1. Describe which clinical presentations of hand, feet and face veins a phlebologist can treat.
2. Outline treatment approaches to veins of the hands, feet and face.
3. Recognize common complications and how to deal with them.

Session #103 Insurance and Coding

*Peter Benson, MD, FAAFP, FACDS; Kimberly Dickerson, CPC, CBCS;
Marlin W. Schul, MD, MBA, RVT, FACPh*

The information presented in this session will outline current issues in coding for vein practices. Strategies for obtaining insurance company approval for treatments and for approaches to insurance denials will be discussed. The session will assist you in utilizing proper codes to maximize reimbursement and will provide you with tips to improve your chances for successful insurance coverage.

Following the session, the attendee should be able to:

1. List the correct ICD-9 and CPT codes to common procedures performed in a phlebology practice.
2. Recognize what requirements insurance carriers may have for coverage, and know how to communicate the fulfillment of these requirements efficiently back to the carrier.
3. Develop strategic plans to address denials.

Session #104 Complex Cases

*Attilio Cavezzi, MD; Clint A. Hayes, MD, FACS, RVT, RPVI, FACPh; Edward G. Mackay, MD, FACS;
Paul E. Timperman, MD*

This session will cover a series of complex venous cases and will be presented by a panel of experts in the field of phlebology. The experts will outline different strategies to approach the diagnostic workup and treatment of these challenging cases. The session will assist you in developing approaches for your own complex cases.

Following the session, the attendee should be able to:

1. Recognize features on a physical examination and patient history which suggest that the patient's anatomy is not straightforward.
2. Describe what pre-treatment imaging techniques are important in the patient workup.
3. Outline different treatment options and combinations of options available to treat complex cases.



Friday, November 6, 2009

GENERAL SCIENTIFIC SESSION

8:00 AM - 8:05 AM	Welcome and Opening Remarks	Lowell S. Kabnick, MD, FACS, FACPh; Nick Morrison, MD, FACS, FACPh
8:05 AM - 8:15 AM	Foundation Announcement	Steven E. Zimmet, MD, RVT, FACPh
8:15 AM - 9:00 AM	Keynote Presentation	Thomas F. O'Donnell, Jr., MD

ABSTRACT SESSION #1

9:15 AM - 9:24 AM	Seven Year Follow-Up of Endovenous Laser Ablation for Venous Ulcerations: A Longitudinal Cohort Study	J. Gordon Wright, MD, FACS, RVT
9:24 AM - 9:33 AM	Medium-term Follow-up of a Randomized Trial Comparing Laser Ablation with Stripping of the GSV: Recurrence Rate and Pattern After 3 Years	Lars Rasmussen, MD
9:33 AM - 9:39 AM	Factors Affecting Post Operative Pain Following Endothermal Ablation	Amanda Shepherd, MBBS, MRCS
9:39 AM - 9:45 AM	Fiber Failure: Is This a Major Cause of Endovenous Laser Treatment Failure?	Frederick Elmore, MD
9:45 AM - 9:54 AM	In-vitro Comparison of Coagulation Zones Using 810nm, 980nm, 1320nm, 1470nm Lasers and Radiofrequency	Lowell S. Kabnick, MD, FACS, FACPh
9:54 AM - 10:03 AM	Laser vs. Radiofrequency for Endothermal Venous Ablation of the GSV: Are the Recovery Results Similar?	Lowell S. Kabnick, MD, FACS, FACPh
10:03 AM - 10:12 AM	Safety and Efficacy of Great Saphenous Vein Obliteration with Radiofrequency or Endovenous Laser in Patients with Remote History of Deep Vein Thrombosis	Hratch Karamanoukian, MD

10:20 AM - 10:50 AM	REFRESHMENT BREAK <i>Visit the Exhibit Hall</i>
---------------------	--

continued

Friday, November 6, 2009

ABSTRACT SESSION #2

10:50 AM - 10:59 AM	Radiofrequency ClosureFAST vs. a Water-Selective Laser Wavelength at 1470nm for Saphenous Endovenous Thermal Ablation	John Mauriello, MD, FACPh
10:59 AM - 11:08 AM	Radiofrequency Segmental Thermal Ablation (RSTA) of Great Saphenous Veins - Two-Year Follow-Up	Thomas Proebstle, MD, MSc
11:08 AM - 11:14 AM	Adjunct Procedures Following Radiofrequency Ablation of the Saphenous Vein: Incidence and Timing	Michael A. Vasquez, MD, FACS, RVT
11:14 AM - 11:23 AM	Maximum Safe Tumescence Lidocaine Dosage is 30 to 35mg/kg without Liposuction	Jeffrey Klein, MD, MPH
11:23 AM - 11:32 AM	Impact of Insurance Company Mandated Compression Stocking Trial on Rate of Intervention in Patients with Symptomatic Venous Disease	David Calcagno, MD, RVT
11:32 AM - 11:41 AM	Evaluation of the Preoperative Factors Correlated with Varicose Vein Recurrence After Phlebectomy with Preservation of a Refluxing Great Saphenous Vein	Paul Pittaluga, MD
11:41 AM - 11:47 AM	Surgical Treatment for Varicose Recurrence: Is Inguinal Redo Surgery Justified?	Paul Pittaluga, MD
11:47 AM - 11:53 AM	Management of Post Endovenous Deep Vein Thrombosis	Deneen Ferraro, RVT

2 CONCURRENT SESSIONS

SYMPOSIUM #1: BASIC NURSING

Moderator: Catherine Burdge, APRN

This symposium focuses on clinical aspects of phlebological nursing including initial patient evaluation, patient comfort during treatment, and patient education pre and post treatment with an emphasis on helping patients set realistic outcome expectations.

Compression therapy and sclerotherapy techniques will be reviewed, as well as how to manage the patient with lower extremity lymphedema and thrombosis.

Because many phlebologic practitioners already have or are considering adding aesthetic treatments to their practice, an overview of aesthetics with a concentration on Botox and fillers treatments is also included in this symposium.

Following the symposium, the attendee should be able to:

1. Review the various clinical aspects of phlebologic patient care including patient evaluation, comfort during treatment, and pre and post patient education.
2. Evaluate appropriate treatment options for the patient with lower extremity lymphedema and thrombosis.
3. Discuss phlebologic and aesthetic treatments including lower extremity compression therapy and sclerotherapy, as well as cosmetic Botox and fillers.

continued



Friday, November 6, 2009

SYMPOSIUM #1: BASIC NURSING (CONT.)

Moderator: Catherine Burdge, APRN

9:00 AM - 9:10 AM	Introduction	Catherine Burdge, APRN
9:10 AM - 9:20 AM	Initial Evaluation of the Patient	Elaine J. Johnson, RN, BSN
9:20 AM - 9:30 AM	Ultrasound Evaluation: Why Is It Necessary?	Marresa Houle, BS, RVT
9:30 AM - 9:40 AM	Educating the Patient: Pre Treatment: Their Diagnosis and Their Expectations	Janice Moreno, RN, BSN, CVN
9:40 AM - 9:50 AM	Educating the Patient Post Treatment: Cautions and Coaching	Jayne Caruso, RN
9:50 AM - 10:00 AM	Hematoma, SVT and DVT, Differentiation and Treatment	Jacqueline S. Pal, CNP
10:00 AM - 10:15 AM	Sedation and Anesthesia in Phlebology	John Mauriello, MD, FACPh
10:15 AM - 10:45 AM	REFRESHMENT BREAK <i>Visit the Exhibit Hall</i>	
10:45 AM - 11:00 AM	Choosing the Right Compression Therapy	Hugo Partsch, MD, FACPh
11:00 AM - 11:15 AM	Achieving Good Outcomes in Sclerotherapy	Kathy H. Melfy, BSN, RN
11:15 AM - 11:25 AM	Lymphedema: Diagnosis and Treatment Options	Byung-Boong Lee, MD, PhD
11:25 AM - 11:35 AM	An Overview of Aesthetic Treatments	Scott Howell, DO
11:35 AM - 11:45 AM	The Art of Aesthetic Treatments: Botox and Fillers	Terri Harper, RN, BSN
11:45 AM - 12:00 PM	Question and Answer	All of the Above

SYMPOSIUM #2: THE WORLD OF PHLEBOLOGY (LUNCH)

Moderator: Pauline Raymond-Martimbeau, MD, FACPh

This symposium is intended to introduce participants to perspectives that highlight current thinking and practice in international phlebology. The symposium will use a case-based approach to discuss and review all aspects of vein management. (Note: English to Spanish translation will be available).

Following the course, the attendee should be able to:

1. Define steps used in managing a case.
2. Recognize pathology and differential diagnosis of common but complex clinically relevant phlebological conditions.
3. Identify current therapies used internationally for vein disorders.

12:00 PM - 12:05 PM	Case Presentations	Melanie Murn; Pauline Raymond-Martimbeau, MD, FACPh; Kenneth L. Todd, III, MD, FACPh
12:05 PM - 12:10 PM	Mapping and Anatomy	Jean-Francois Uhl, MD
12:10 PM - 12:15 PM	Ultrasound Assessment	Attilio Cavezzi, MD
12:15 PM - 12:25 PM	Endovenous Chemical Ablation of Large Veins	Juan Cabrera, MD; Alessandro Frullini, MD; Takashi Yamaki, MD

continued

Friday, November 6, 2009

SYMPOSIUM #2: THE WORLD OF PHLEBOLOGY (CONT.)

12:25 PM - 12:35 PM	Sclerotherapy of Small Veins	Jean-Jerome Guex, MD, FACPh; Kasuo Miyake, MD, PhD
12:35 PM - 12:45 PM	Endovenous Laser Ablation	Alejandro Cabrera, MD; Julio Ferreira, MD, IEWG
12:45 PM - 12:55 PM	Endovenous Radio-Frequency Ablation	Nick Morrison, MD, FACS, FACPh; Olivier Pichot, MD
12:55 PM - 1:05 PM	Surgical Approaches	Paolo Casoni, MD; Stefano Ricci, MD; Ivan Staelens, MD
1:05 PM - 1:10 PM	Compression Therapy	Hugo Partsch, MD, FACPh
1:10 PM - 1:20 PM	Complications	Marianne De Maeseneer, MD PhD; Phillip A. Hertzman, MD, FACP, FAAFP, FACPh
1:20 PM - 1:30 PM	Question & Answer	All of the Above

3 CONCURRENT SESSIONS

INSTRUCTIONAL COURSES (Sessions run concurrently)

1:30 PM - 3:00 PM

Course #201 Venous Hemodynamics

Massimo Cappelli, MD; Attilio Cavezzi, MD; Sylvain Chastanet, MD; Mark H. Meissner, MD;
Nick Morrison, MD, FACS, FACPh; Diana L. Neuhardt, RVT; Fausto Passariello, MD; Paul Pittaluga, MD

It is apparent to many that total saphenous vein ablation may not be the best treatment method or in the best interest of all patients. The Venous Hemodynamics Course will be an opportunity to hear about various theories and methods of treating superficial venous insufficiency with conservative so-called "saphenous-sparing" techniques. Four of the most important experts in the world (Massimo Capelli, Fausto Passariello, Paul Pittaluga, and Sylvain Chastanet) will present their techniques and results, followed by an in-depth analysis of the level of evidence for these methods. Extensive time for audience questions has been retained for this course, allowing for discussion in more detail following the presentations.

Following the course, the attendee should be able to:

1. Interpret duplex studies of patients who may not benefit from total saphenous ablation as primary treatment for their superficial venous disease.
2. Identify patients in their practice who may benefit from a "saphenous-sparing" procedure.
3. Develop "saphenous-sparing" treatment plans tailored to such patients that may produce a more acceptable result for the patient.

Course #202 History and Management of Vascular Malformations

Byung-Boong Lee, MD, PhD, FACS; Melvin Rosenblatt, MD, FACPh; Paul E. Timperman, MD

A significant amount of venous disease is due to congenital malformation. These venous abnormalities are often very complex and difficult to diagnose and treat. This course will describe the anatomy and pathophysiology of venous malformations and discuss diagnostic and management strategies.

Following the course, the attendee should be able to:

1. Describe proper terminology, definition, and classification of the vascular malformations.
2. Examine various diagnostic strategies to identify venous malformations.
3. Describe various management strategies of venous malformations of the lower extremities and discuss the technical aspects involved in treatment.

continued



American College of
PHLEBOLOGY

Friday, November 6, 2009

SYMPOSIUM #3: ADDING COSMETIC SERVICES TO A PHLEBOLOGY PRACTICE

Moderator: Marlin W. Schul, MD, MBA, RVT, FACPh

This session will discuss common cosmetic procedures performed in a phlebology practice. In addition, how to implement additional esthetic procedures in a Phlebology practice.

Following the symposium, the attendee should be able to:

1. Identify common esthetic procedures that complement those already being performed in a Phlebology practice.
2. Express successful parameters learned to implement esthetic procedures.
3. Recognize the risks associated with various common cosmetic interventions.

1:30 PM - 1:45 PM	Adding Esthetic Procedures to a Phlebology Practice	David M. Vanderpool, MD, FACS
1:45 PM - 2:05 PM	The Do's and Don'ts of Botox	Scott Howell, DO
2:05 PM - 2:25 PM	The Business of Fillers	Saundra S. Spruiell, DO, FACP
2:25 PM - 2:50 PM	Laser Lipolysis: Secrets to Success	E.J. Sanchez, MD, FACC
2:50 PM - 3:00 PM	Question and Answer	All of the Above
3:00 PM - 3:30 PM	REFRESHMENT BREAK	

5 CONCURRENT SESSIONS

INSTRUCTIONAL COURSES *(Sessions run concurrently)*

3:30 PM - 5:00 PM

Course #203 Lymphedema and the Swollen Leg

Theresa L. Carman, MD; Byung-Boong Lee, MD, PhD, FACS

A good understanding of the principles of lymphedema and its practical management is critical to the success of any phlebologist. Knowledge of lymphatic anatomy and physiology, as well as the pathophysiology of lymphedema is essential. The swollen leg can present a diagnostic dilemma. This course will discuss work-up of the swollen leg. In addition, acute and chronic complications of lymphedema will be discussed, as well as the conservative and surgical management of lymphedema and lympho-venous malformations.

Following the course, the attendee should be able to:

1. Describe the anatomy and physiology of the lymphatic system and differentiate lymphedema from other peripheral edemas.
2. Describe the work-up of the swollen leg.
3. Discuss the conservative and surgical therapies for lymphedema.

continued

Friday, November 6, 2009

5 CONCURRENT SESSIONS

INSTRUCTIONAL COURSES (CONT.)

Course #204 Treatment of Perforators

Thomas F. O'Donnell, Jr., MD; Thomas Proebstle, MD, MSc

The normal and abnormal function of the perforator connecting superficial and deep veins is well known. Despite that fact, the incompetent perforator is a surprising mysterious entity whose function and diagnosis is not agreed upon by all. This course will describe the function and dysfunction of normal and abnormal perforators, as well as give insights into the effective diagnosis and treatment of incompetent perforators.

Following the course, the attendee should be able to:

1. Describe the effects of perforator incompetence in causing varicose veins and chronic venous insufficiency.
2. Discuss diagnostic methods that are used in making the diagnosis of clinically significant perforator incompetence.
3. Describe treatment modalities for perforator incompetence, including chemical, mechanical, and thermal techniques.

Course #205 Dermatology for the Phlebologist

Tiffani K. Hamilton, MD; Eberhard Rabe, MD

Chronic venous insufficiency is manifested by long term dermatologic abnormalities that range from pruritis to ulceration. Phlebologists most often see patients with skin changes typical of venous disease; however, they will sometimes see dermatoses that result from other causes, including disease processes that should not be overlooked. This course will describe various skin conditions that may mimic typical changes of chronic venous insufficiency or which may occur in association with venous disease.

Following the course, the attendee should be able to:

1. Identify common dermatologic disorders of the lower limbs and review the pathophysiology of these disorders.
2. Review the basic concepts of diagnosis and medical treatment of lower limb dermatoses.
3. Identify various types of dermatologic cancers and review basic diagnostic and treatment strategies.

Course #206 Duplex Ultrasound Diagnosis

*Tracie Dauplaise, RVT; Robert J. Min, MD, MBA, FACPh, FSIR; Diana L. Neuhardt, RVT;
Jean M. White, RVT; Joseph A. Zygmunt, Jr., RVT*

The Duplex Ultrasound Workshop is for physicians and technologists. This session will demonstrate several Phlebology based ultrasound evaluations. After a short physical examination, live patients will be examined and evaluated based on their individual venous disease states. The duplex examination will demonstrate the standard protocols used for duplex diagnosis. Additionally, the "investigative" mindset of the investigator will be demonstrated, showing how the standard approach is complemented, tracking out the reflux and varicose patterns.

Using duplex ultrasound, venous anatomy, landmarks and practical approaches will be presented by several experts. Discussion points and interactive participation with the audience will be encouraged.

Following the course, the attendee should be able to:

1. Identify major anatomic landmarks used in superficial imaging techniques, such as the sapheno-femoral junction and the sapheno-popliteal junction.
2. Assess the a varicose patient for venous reflux, understanding not only the basics of a standard approach, but additionally how to seek out the extent of reflux by altering the standard approach to gather additional critical information.
3. Recognize the importance of multilevel saphenous and investigative approaches for duplex ultrasound to improve diagnostic results in daily practice.

continued



American College of
PHLEBOLOGY

Friday, November 6, 2009

SYMPOSIUM #4: RESEARCH IN PHLEBOLOGY

Moderator: Jean-Jerome Guex, MD, FACPh

This session encompasses interpreting published results, setting up basic science and clinical trials, and culminates with comments from editors of prominent Phlebology journals.

Following the symposium, the attendee should be able to:

1. Establish rationale for interpreting statistical data in published literature.
2. Identify the critical elements needed to begin a scientific trial.
3. Recognize current interests and trends in Phlebology literature.

3:30 PM - 3:47 PM	The Numbers Game: Interpreting Statistical Data	Caron Rockman, MD
3:47 PM - 4:00 PM	Fundamentals of Basic Science Research	TBD
4:00 PM - 4:12 PM	Fundamentals of Clinical Research	Clint A. Hayes, MD, FACS, RVT, RPVI, FACPh
4:12 PM - 4:25 PM	From the Editor: What is the Phlebology Journal Looking For?	Alun Davies, MD
4:25 PM - 4:38 PM	Outcome Measures: Important for Research? Which Measures?	Michael A. Vasquez, MD, FACS, RVT
4:38 PM - 4:50 PM	An Update from the Journal of Vascular Surgery	Glenn Jacobowitz, MD, RVT
4:50 PM - 5:00 PM	Question and Answer	All of the Above

5:00 PM - 6:15 PM	Poster Abstracts
-------------------	------------------

OPENING NIGHT RECEPTION

6:15 PM - 7:30 PM	OPENING NIGHT RECEPTION AND SILENT AUCTION in Exhibit Hall <i>Open to All Registrants</i>
-------------------	--



Saturday, November 7, 2009

4 CONCURRENT SESSIONS

SPECIAL INTEREST SESSIONS *(Sessions are ticketed and run concurrently; additional fee)*

7:00 AM - 7:50 AM

Session #105 Recurrent Varicose Veins: Imaging is Everything

Aaron Ebert, BS, RVT; Bill Schroedter, BS, RVT, FSU

This session will outline techniques for appropriate diagnostic workup of a patient with recurrent varicose veins using duplex ultrasound. Multiple case examples will be presented to enhance understanding. The session will assist you in performing and/or interpreting diagnostic imaging in patients with recurrent varicose veins.

Following the session, the attendee should be able to:

1. Distinguish typical patterns of recurrent varicose veins on physical examination.
2. Outline usual sources of recurrent varicosities after previous stripping or ablation.
3. Describe proper duplex imaging technique to map out recurrent varicose veins.

Session #106 Venous Malformations

Byung-Boong Lee, MD, PhD, FACS; Mark H. Meissner, MD; Cynthia K. Shortell, MD

Venous malformations with various presentations will be shown in this session. This session will help you recognize venous malformations, understand appropriate workup and guide you as to which patients you should treat versus refer.

Following the session, the attendee should be able to:

1. Identify the physical features of venous malformations.
2. Describe appropriate imaging modalities to workup patients with venous malformations.
3. Detail principles of patient treatment and recognize the complexity of these lesions, as well as the risks of treatment and rates of recurrence.

Session #107 Managing Complications of Sclerotherapy

Nancy L. Cantelmo, MD, FACS; Ted King, MD, FAAFP, FACPh; Steven E. Zimmet, MD, RVT, FACPh

This session will discuss common and uncommon complications of sclerotherapy. Multiple case studies will be discussed by a panel of expert phlebologists. The session will help you to recognize and treat various complications of sclerotherapy.

Following the session, the attendee should be able to:

1. Describe common and uncommon complications of sclerotherapy.
2. Explain risk factors for these complications.
3. Develop strategies to anticipate and treat sclerotherapy complications.

Session #108 Recognition of Malignant and Benign Skin Lesions for the Phlebologist

Girish Munavalli, MD, MHS; Felizitas Pannier, MD

Images of benign and malignant skin lesions will be presented by expert Dermatologists with active phlebology practices. This session will help you to recognize these lesions and to understand which lesions to refer for further evaluation and treatment.

Following the session, the attendee should be able to:

1. Recognize benign and malignant skin lesions that may be identified on physical examination
2. Describe appropriate diagnostic workup of these lesions.
3. Explain which of these lesions need referral for treatment and understand the level of urgency for different lesions.



Saturday, November 7, 2009

GENERAL SCIENTIFIC SESSION

8:00 AM - 8:05 AM	Remarks and Announcements	Lowell S. Kabnick, MD, FACS, FACPh
8:05 AM - 8:15 AM	JOBST Research Award for the Advancement of Phlebology	Nisha Bunke, MD
8:15 AM - 8:20 AM	Walter P. de Groot, MD, Clinical Phlebology Fellowship Award	TBD
8:20 AM - 8:30 AM	Junior Faculty Investigator Award	TBD
8:30 AM - 8:40 AM	Research Trainee Award	TBD
8:40 AM - 8:50 AM	ABPh 2009 Diplomate Recognition	2009 Diplomates
8:50 AM - 9:30 AM	Business Meeting	Nick Morrison, MD, FACS, FACPh

ABSTRACT SESSION #3

9:30 AM - 9:36 AM	Prognostic Impact of Calf Muscle Near-Infrared Spectroscopy in Patients with a First Episode of Deep Vein Thrombosis	Takashi Yamaki, MD
9:36 AM - 9:42 AM	Hemodynamic Efficacy of Inelastic Compression	Giovanni Mosti, MD
9:42 AM - 9:51 AM	Hemodynamic and Anatomic Modifications on a Refluxing Great Saphenous Vein After Isolated Phlebectomy: A Prospective Study	Sylvain Chastanet, MD
9:51 AM - 9:57 AM	There is a Lack of Uniformity in the Outcome Measures Used by Randomized Trials Assessing the Treatment Modalities for Varicose Veins	B. Thakur, BA, MA, MBBS
9:57 AM - 10:06 AM	Two Year Follow-up Results of Simultaneous Bilateral Radiofrequency Ablation Using Closure FAST vs. Endovenous Laser Ablation of the Great Saphenous Veins - A Retrospective Single Center Study in 608 Patients	Hratch Karamanoukian, MD
10:06 AM - 10:15 AM	Which is More Effective and Less Painful for Endovenous Ablation - Radiofrequency vs. 1320 Laser?	Charles Mok, DO
10:20 AM - 10:50 AM	REFRESHMENT BREAK <i>Visit the Exhibit Hall</i>	

Saturday, November 7, 2009

ABSTRACT SESSION #4

10:50 AM - 10:59 AM	Comparison of Transcranial Doppler Hits Detection During CO ₂ -O ₂ vs. Air-Based Foam Sclerotherapy of Superficial Veins of the Lower Extremity	Diana L. Neuhardt, RVT
10:59 AM - 11:08 AM	Validating VEINES-Sym to Measure Change Following Endovenous Microfoam Ablation of the Great Saphenous Vein	Kathleen Gibson, MD
11:08 AM - 11:17 AM	Endovenous Microfoam Ablation in Patients with Migraine Headache with and without Right-to-Left (R-L) Cardiac Shunt	Cynthia K. Shortell, MD
11:17 AM - 11:26 AM	Incidence of Chronic Venous Insufficiency in Germany – Results from Bonn Vein Study II	Felizitas Pannier, MD
11:26 AM - 11:35 AM	Endovenous Laser Treatment Combined with Ultrasound-Guided Foam Sclerotherapy-Short to Mid Term Analysis of Success of Treatment and Influence on Quality of Life: 1000 Consecutive Patients	Ted King, MD, FAAFP, FACPh
11:35 AM - 11:44 AM	The Preventative Effect of Low Level 650 nm Laser on Post-Sclerotherapy-Telangiectatic-Matting	Louis Grondin, MD
11:44 AM - 11:53 AM	Insufficiency of the Subcutaneous Reticular Venous Plexus - A New Clinical Pathology	Jose Henriquez, MD
11:53 AM - 11:59 AM	The Preliminary Results on the Use of an Organ Culture for Studies on the Role of Hypoxia in Varicose Veins Formation	Chung Lim, MBBS
11:59 AM - 12:08 PM	Patient Reported Evaluations of Pre-operative Quality of Life Do Not Predict Post Operative Outcome	Amanda Shepherd, MBBS, MRCS

LUNCH

12:15 PM - 1:30 PM	LUNCH <i>On Your Own</i>
12:15 PM - 1:30 PM	WOMAN IN PHLEBOLOGY LUNCH <i>Open to Female MD's and DO's (RSVP required)</i>
12:15 PM - 1:30 PM	NURSING SECTION BUSINESS MEETING AND LUNCH <i>Open to Nursing Section Members (RSVP required)</i>
12:15 PM - 1:30 PM	ULTRASONOGRAPHY SECTION BUSINESS MEETING AND LUNCH <i>Open to Ultrasonography Section Members (RSVP required)</i>



Saturday, November 7, 2009

3 CONCURRENT SESSIONS

SYMPOSIUM #5: AMERICAN VENOUS FORUM (AVF) STP & DVT – WHAT ALL PHLEBOLOGISTS SHOULD KNOW

Moderator: Joseph A. Caprini, MD, MS, FACS, RVT

The American Venous Forum will examine treatment options for several venous disease diagnosis including Iliofemoral DVT, Calf Vein Thrombosis, and Superficial Thrombosis in pro and con debate format. This presentation format allows and encourages active and lively audience participation and analysis.

Following the symposium, the attendee should be able to:

1. Determine the best treatment option for Iliofemoral Deep Vein Thrombosis.
2. Differentiate between conservative and more aggressive pharmaceutical treatment of Calf Vein Thrombosis.
3. Evaluate the benefits of anticoagulant therapy versus anti-inflammatory treatment for Superficial Thrombosis.

1:30 PM - 3:30 PM	Anticoagulant Treatment for Iliofemoral DVT vs. Fibrinolytic/Mechanical Therapy for Iliofemoral DVT	Anthony J. Comerota, MD, FACS; Mark H. Meissner, MD
	Should Calf Vein Thrombosis be Treated with Anticoagulants vs. Observation/Stockings for Calf DVT	Joann M. Lohr, MD; Elna M. Masuda, MD
	Anticoagulant Treatment for Superficial Venous Thrombosis vs. Anti-inflammatory Treatment for Superficial Venous Thrombosis	Michael C. Dalsing, MD; Suman Rathbun, MD, MS
	Thrombophilia Testing for History or Family History of DVT – Yes vs. No	Joseph A. Caprini, MD, MS, FACS, RVT; Joseph R. Schneider, MD

SYMPOSIUM #6: ADVANCED NURSING

Moderator: Catherine Burdge, APRN

This session takes on the workshop format. This allows participants up close exposure to a variety of phlebologic treatment techniques and modalities. Participants are divided into groups and rotate through each session. During each session, there is opportunity to handle tools and practice techniques (non live models) with preceptors present to share their expertise and pearls of wisdom about each topic.

Following the symposium, the attendee should be able to:

1. Compare and contrast techniques used during endovenous laser and radiofrequency ablation therapies.
2. Demonstrate techniques important to the performance of ambulatory phlebectomy, tumescent anesthesia, sclerotherapy, and aesthetic treatments.
3. Discuss compression therapy choices available for lower extremity venous disease and treatment and their application.

1:30 PM - 3:30 PM (Rotating)	Workshop: Endovenous Laser	Elaine Johnson, RN, BSN; Nick Morrison, MD, FACS, FACPh
	Workshop: Radio Frequency Ablation	Catherine Burdge, APRN; Jayne Caruso, RN; Melvin Rosenblatt, MD, FACPh
	Workshop: Ambulatory Phlebectomy & Tumescent Anesthesia	Barbara Deusterman, RN, BSN; Neil M. Khilnani, MD, FACPh
	Workshop: Sclerotherapy	Kathy Melfy, RN, BSN; Janice Moreno, RN, BSN, CVN
	Workshop: Compression Therapy	Helane S. Fronek, MD, FACP, FACPh; Terri Morrison, RN, BS, VocED
	Workshop: Aesthetics	Terri Harper, RN, BSN; Eileen Slutsky, RN, BSN

Saturday, November 7, 2009

SYMPOSIUM #7: ULTRASOUND

Moderator: Joseph A. Zygmunt, Jr., RVT

This symposia will focus on facets of duplex ultrasound specifically applied in the Phlebology patient and the importance of understanding their relevance. A full discussion of terminal and pre-terminal saphenous valve reflux and its implications will be covered. Explanation of other factors including temporal affects which impact reflux measurements, and understanding pulsatile venous flow signals will educate the participant on subtle yet significant nuances impacting duplex results, understanding, and therefore proper diagnosis. A series of case presentations will advance the understanding of complex varicose presentations as evaluated and diagnosed by duplex ultrasound.

Following the symposium, the attendee should be able to:

1. Discriminate the nuances of venous reflux patters at the saphenous junction.
2. Recognize and integrate tertiary influences on venous hemodynamics and their impact on duplex ultrasound results allowing for more accurate interpretation in daily practice.
3. Recognize various complex venous reflux patterns, and distinguish key findings for more accurate diagnosis of venous pathology.

1:30 PM - 1:50 PM	Terminal and PreTerminal Saphenous Valve Reflux	Attilio Cavezzi, MD
1:50 PM - 2:05 PM	Temporal and Other Factors That Can Affect Reflux	Kathleen Hannon, RN, MS, RVT, RDMS
2:05 PM - 2:20 PM	Venous Pulsatility in the Legs – What Does This Mean?	Aaron Ebert, BS, RVT
2:20 PM - 2:35 PM	Post Intervention Vein Mapping – How It's Done	Linda Antonucci, RVT
2:35 PM - 2:40 PM	Update on the New Ultrasound Credential	Joseph A. Zygmunt, Jr., RVT
2:40 PM - 3:15 PM	Interesting Case Studies and Documentation Pearls	June Dungca, RVT; Paula Heggerick, RVT; Douglas Marcum, RDMS, RDCS, RVT (APS); Barbara Pohle-Schulze, RVT, RDMS, RDCS; Michael Traurig, MD, RVT, RPVI; Satish V. Vayuvegula, MD, MS
3:15 PM - 3:30 PM	Question and Answer	All of the Above
3:30 PM - 4:00 PM	REFRESHMENT BREAK	



Saturday, November 7, 2009

4 CONCURRENT SESSIONS

INSTRUCTIONAL COURSES *(Courses run concurrently)*

4:00 PM - 5:30 PM

Course #207 Treating Cutaneous Veins-Visual Sclerotherapy

Mark D. Forrestal, MD, FACPh; Tiffani Hamilton, MD; Mark N. Isaacs, MD, FACPh, FAAFP;
Kenneth L. Todd, III, MD, FACPh

Reticular venectasias, venectasias and telangeiectasias can often be very symptomatic. Treating the reflux source that causes these abnormal veins can reduce their prominence and the symptoms they cause, but it will not eliminate them. The treatment of visible ectatic veins can be effectively achieved with visual sclerotherapy. This course will demonstrate the proper ways to perform injection sclerotherapy, as well as summarize the complications and clinical outcomes associated with the use of visual sclerotherapy.

Following the course, the attendee should be able to:

1. Discuss patient selection and evaluation for injection sclerotherapy.
2. Review various sclerosant solutions, injection techniques, and adjunctive visualization tools used when performing visual sclerotherapy.
3. Describe complications and post-treatment management for visual sclerotherapy.

continued

WHAT DOES EXCELLENCE MEAN TO YOU?



SETTING A STANDARD
OF EXCELLENCE

WWW.BESTVEINCARE.COM

At Best Vein Care, our vision for excellence is to:

- Provide an avenue for vein specialists to deliver the highest achievable level of care as reflected in the quality standards established by a peer-based Advisory Board.
- Enable patients to make informed choices regarding their health care by selecting vein physicians and vein centers that meet or exceed the Standards of Excellence.
- Provide a Data Bank to empower us as an organized body so that our strong position & patient result data will be used for pay for performance & improved reimbursement.
- Promote the sharing of information through a website which presents an educational forum for Patients & Referring Physicians.
- Provide a remarkable venue for directing patient referrals to vein centers.

OFFICE (877) 344-8346

Saturday, November 7, 2009

4 CONCURRENT SESSIONS

INSTRUCTIONAL COURSES (CONT.)

Course #208 Endovenous Thermal and Chemical Ablation (Cont.)

Mark A. Adelman, MD; Alessandro Frullini, MD, FACP; Lisa Pavone, MD; Rodney Raabe, MD

Technological advancement has brought about a revolution in the endovenous treatment of refluxing saphenous truncal vein disease. Modalities of treatment include endovenous chemical (ultrasound guided foam sclerotherapy) and endovenous thermal (laser and radiofrequency) ablation. This course will demonstrate the technical details necessary to properly use each of these various endovenous ablation techniques. In addition, lessons learned from the presenters' endovenous treatment experience will be shared.

Following the course, the attendee should be able to:

1. Describe the different endovenous ablation techniques and the unique applications of each.
2. Review patient selection, pre-treatment evaluation, materials used, and instrumentation needed for each endovenous ablation modality.
3. Discuss complications, post-treatment care, and follow-up for each.

Course #209 Treating Venous Ulcers

Steve Murray, MD; Primepares G. Pal, MD; Hugo Partsch, MD, FACPh; David L. Gillespie, MD

Billions of dollars are spent worldwide every year on end-stage chronic venous insufficiency – venous leg ulcers. The success of venous ulcer treatment depends on effective control of ambulatory venous hypertension. The cornerstone of ulcer management is still compression, but other modalities of treatment can add to the speed and long term success of ulcer healing. This course will examine what the most methods of venous reflux control, as well as the latest advancements in venous ulcer research and wound care will also be discussed.

Following the course, the attendee should be able to:

1. Summarize the principles of compression when managing the patient with venous leg ulcers.
2. Review the modalities of compression and adjunctive treatment best suited for venous leg ulcer patients.
3. Discuss the roles of compression, effective ambulation, and further means of ambulatory venous hypertension reduction in the management of venous leg ulcers.

SYMPOSIUM #8: CHALLENGING CASES: TAKE YOUR BEST SHOT

Moderator: Steven M. Elias, MD, FACS, FACPh

A moderator and a world renowned panel address complex phlebology cases submitted by attendees.

Following the symposium, the attendee should be able to:

1. Identify clinical pearls that help diagnose and manage complex phlebology cases.
2. Select appropriate additional diagnostic tests often necessary when managing complex venous pathology.
3. Recognize different management techniques implemented throughout the world.

4:00 PM - 5:30 PM	Panel	Attilio Cavezzi, MD;	Lowell Kabnick, MD, FACS, FACPh;
		Alun Davies, MD;	Nick Morrison, MD, FACS, FACPh;
		Marianne De Maeseneer, MD, PhD;	Thomas F. O'Donnell, MD;
		Jean-Jerome Guex, MD, FACPh;	Eberhard Rabe, MD

DINNER AND SOCIAL

6:30 PM - 10:00 PM

ACP DINNER & SOCIAL AND SILENT AUCTION FINALE

All Registrants Welcome; Additional Fee Required



American College of
PHLEBOLOGY

Sunday, November 8, 2009

4 CONCURRENT SESSIONS

SPECIAL INTEREST SESSIONS *(Sessions are ticketed and run concurrently; additional fee)*

8:00 AM - 8:50 AM

Session #109 Management of Incompetent Perforator Veins

Edward G. Mackay, MD, FACS

This session will outline the diagnosis and treatment of incompetent perforator veins. It will help you to recognize which perforator veins should be treated and to understand what treatment options are available.

Following the session, the attendee should be able to:

1. Explain the importance of perforator veins in contributing to venous disease.
2. Describe diagnostic identification of perforator incompetence.
3. Outline therapeutic options for incompetent perforators, and describe the advantages and disadvantages to each approach.

Session #110 Treatment of Venous Ulceration

Ronald Bush, MD, FACS; Jennifer A. Heller, MD, FACS

This session will detail treatment approaches to venous ulcerations. Illustrative case studies will be presented. The session will help you develop treatment strategies to achieve ulcer healing in your patients.

Following the session, the attendee should be able to:

1. Recognize common patterns of venous ulceration, and how to differentiate them from other lower extremity ulcers.
2. Describe appropriate use of compression wraps and graduated compression stockings in patients with ulcers.
3. Outline interventions to assist in ulcer healing.

Session #111 Truncal Veins

Thomas L. Eaton, MD, FASA; Ted King, MD, FAAFP, FACPh

Diagnosis and treatment of incompetence of the truncal veins will be covered in this session. The session will help you to recognize patterns of truncal incompetence, understand how to accurately document truncal reflux, and options for treatment.

Following the session, the attendee should be able to:

1. Define common patterns of truncal vein reflux.
2. Interpret duplex ultrasound imaging to verify reflux in truncal veins.
3. Describe treatment options for truncal venous reflux.

Session #112 The Business of DVT

Kathleen Gibson, MD; Rodney Raabe, MD

This session will describe models for developing inpatient and outpatient treatment centers for deep venous thrombosis. Care pathways for diagnosis, treatment, and follow-up of patients with DVT will be outlined. The session will help phlebologists with an interest in the treatment of DVT to build a framework for developing a "DVT" clinic.

Following the session, the attendee should be able to:

1. List options for inpatient and outpatient treatment of DVT.
2. Describe indications for anticoagulation or thrombolysis.
3. Outline a basic model for an outpatient DVT clinic.

Sunday, November 8, 2009

2 CONCURRENT SESSIONS

SYMPOSIUM #9: MORBIDITY

Moderators: Lowell S. Kabnick, MD, FACS, FACPh and Nick Morrison, MD, FACS, FACPh

Real case studies with complications associated with phlebology procedures will be reviewed and discussed throughout an international panel.

Following the symposium, the attendee should be able to:

1. Recognize potential complications from surgical and minimally invasive phlebology procedures.
2. Identify management techniques and expectations associated with tricky situations.
3. Implement strategies to minimize risk associated with the phlebological procedures.

9:00 AM - 10:30 AM

Share Your Morbidity Cases with Your
Colleagues

All Attendees

SYMPOSIUM #10: ADVANCED NURSING #2

Moderator: Catherine Burdge, APRN

The sessions in this symposium focus on the advanced approach to a phlebologic practice. Several case studies will zero in on important diagnostic as well as therapeutic tools important to have available and to use when caring for the complex phlebologic patient population. Advanced therapies available for venous ulcers will also be discussed. An advanced practice approach to phlebology will also be presented.

Following the symposium, the attendee should be able to:

1. Discuss the diagnostic and therapeutic approaches used in the case studies presented for pelvic reflux, Klippel Trenaunay Syndrome, and DVT after sclerotherapy.
2. Apply appropriate phlebologic clinical methods to your phlebologic practice.
3. Describe advanced treatments available for the treatment of venous ulcers.

9:00 AM - 9:15 AM

Case Review: Pelvic Reflux with Lower
Extremity Superficial Venous Insufficiency

Melvin Rosenblatt, MD, FACPh

9:15 AM - 9:30 AM

Case Review: DVT After Cosmetic
Sclerotherapy

TBD

9:30 AM - 9:45 AM

Case Review: Klippel Trenaunay
Syndrome

Diana L. Neuhardt, RVT;
Sharon Olbert, BSN, RN

9:45 AM - 10:00 AM

Incorporating Phlebology into a
Multispecialty Practice

Elizabeth Coll, APRN

10:00 AM - 10:15 AM

Advanced Treatments for Venous Ulcers

Mary Y. Sieggreen, MSN, RN, CS, NP, CVN

10:15 AM - 10:30 AM

Question and Answer

All of the Above

10:30 AM

ADJOURN



Authors & Presenters Index

Adelman, M.A., 43	Hannon, K., 43	Parish, T., 28
Almeida, J.I., 23	Harper, T., 30,34,42	Partsch, H., 34,35,45
Antonucci, L., 43	Hayes, C.A., 31,38	Passariello, F., 35
Benson, P., 31	Heggerick, P., 43	Pavone, L., 45
Boiano, M., 30	Heller, J.A., 23,46	Pepper, D., 23
Bunke, N., 40	Henriquez, J., 41	Perez-Duran, C., 30
Burdge, C.M., 33,34,42,47	Herion, M., 27,28	Pichot, O., 35
Bush, R., 23,46	Hertzman, P.A., 34,35	Pittaluga, P., 33,35
Cabrera, A.G., 34,35	Houle, M., 34	Pohle-Schulze, B., 24,25,43
Cabrera, J., 34	Howell, S., 27,34,36	Proebstle, T., 27,28,33,37
Calcagno, D., 33	Hubach, K., 25	Raabe, R., 45,46
Cantelmo, N., 39	Isaacs, M.N., 44	Rabe, E., 37,45
Cappelli, M., 35	Jacobowitz, G., 23,25,38	Rasmussen, L., 32
Caprini, J.A., 42	Johnson, E.J., 34,42	Rathbun, S., 42
Carman, T.L., 36	Kabnick, L.S., 23,25,32,40,45,47	Raymond-Martimbeau, P., 34
Carniol, P.J., 27	Karamanoukian, H., 32,40	Ricci, S., 35
Caruso, J., 34,42	Khilnani, N.M., 23,25,42	Riviezzo, A.J., 30
Casoni, P., 34	King, T., 39,41,46	Rockman, C., 38
Cavezzi, A., 31,34,35,43,45	Klein, J., 33	Rose, P.T., 27,28
Chastanet, S., 35,40	Kolker, D., 30	Rosenblatt, M., 23,35,42,47
Coll, E., 47	Lee, B.B., 34,35,36,39	Sanchez, E.J., 36
Comerota, A.J., 42	Lim, C., 41	Savickiene, V., 25
Dalsing, M.C., 42	Lohr, J., 42	Schneider, J.R., 42
Dauplaise, T., 25,30,37	Mackay, E.G., 31,46	Schroedter, B., 25,39
Davies, A.H., 38,45	Marcum, D., 43	Schul, M.W., 23,25,31,36
De Maeseneer, M., 34,35,45	Masuda, E.M., 42	Shepherd, A., 32,41
Deusterman, B., 42	Mauriello, J., 31,33,34	Shortell, C.K., 39,41
Dickerson, K., 30,31	Meissner, M.H., 31,35,30,42	Sieggreen, M.Y., 47
Dinkes, A., 28	Melfy, K.H., 34,42	Slutsky, E.M., 42
Dungca, J., 43	Milstein, H., 28	Spruiell, S.S., 36
Eaton, T.L., 46	Min, R.J., 37	Staelens, I., 35
Ebert, A.M., 39,43	Miyake, K., 34,35	Stempel, D., 30
Elias, S.M., 45	Mok, C., 40	Stoughton, J., 22,23
Elmore, F., 32	Moreno, J., 34,42	Thakur, B., 40
Fan, C.M., 23,25,31	Morrison, N., 23,25,32,34,35,40,42,45,47	Timperman, P.E., 31,35
Feigenbaum, B., 30	Morrison, T., 30,42	Todd, K.L., 34,44
Ferraro, D., 33	Mosti, G., 40	Traurig, M., 43
Ferreira, J.H.G., 34,35	Munavalli, G., 28,31,39	Uhl, J.F., 34
Forrestal, M.D., 44	Murn, M., 34	Vanderpool, D.M., 36
Fronek, H.S., 22,23,25,42	Murray, S., 45	Vasquez, M.A., 33,38
Frullini, A., 34,45	Neuhardt, D.L., 25,35,37,41,47	Vayuegula, S.V., 43
Gibson, K., 41,46	O'Donnell, T.F., 32,38,45	White, J.M., 25,37
Gillespie, D.L., 45	Olbert, S., 47	Wright, J.G., 32
Grondin, L., 41	Pal, J.S., 34	Yamaki, T., 34,40
Guex, J.J., 34,35,38,45	Pal, P.G., 45	Zimmet, S.E., 32,39
Hamilton, T.K., 28,37,44	Pannier, F., 39,41	Zygmunt, J.A., 29,30,37,43

Introducing the new...

Quanta™ 1470nm

Gentle, Effective and Affordable

The Quanta's higher rate of water absorption*
allows for operating at lower energy densities,
resulting in *less thermal side effects*.


1470 nm, 12 watts

Universal fiber connector

24 hr. service response

*Indicated for a variety of
General and Vascular
Surgery Procedures.*

TotalVein™
SYSTEMS



* approximately 40 times more water absorption than 980 nm.

*Preserving lower prices.
Protecting your bottom line.*

888-868-8346



23rd ANNUAL CONGRESS

November 5-8, 2009 • Palm Desert, California

American College of Phlebology

101 Callan Street, Suite 210

San Leandro, CA 94577

© 2009 by American College of Phlebology.

Please share this
program with anyone you
feel may be interested in
the ACP or the Annual
Congress.

YOUR INVITATION

This dynamic program has been designed with nationally and internationally recognized phlebologists providing the necessary and most current information on venous and lymphatic disease.

WHO SHOULD ATTEND

Inspirational and informative, this program is tailored to general surgeons, vascular surgeons, interventional radiologists, interventional cardiologists, dermatologists, physician assistants, ultrasound technologists, nurses and all other healthcare professionals interested in the subject of venous disease.

EDUCATIONAL OBJECTIVES

After completion of this activity, participants should be able to describe and demonstrate the various techniques for treating venous disease, distinguish indications and contraindications for different treatment modalities and measure and compare the outcome of the various techniques in treating venous disease.

TOPICS COVERED

- Phlebology Diagnosis & Treatment
- Research in Phlebology
- Venous Hemodynamics
- Ultrasonography
- Sclerotherapy
- Aesthetic Procedures
- Endovenous Thermal and Chemical Ablation
- Live Clinical and Duplex Patient Evaluation
- Hands on Duplex Workshop
- Nursing
- Adding Cosmetic Services to a Phlebology Practice
- Dermatology for the Phlebologist
- Practice Management