



Venous Education: Quality Data
Enhancing Patient Outcomes

25th ANNUAL CONGRESS

November 3-6, 2011
JW Marriott Los Angeles at L.A. Live

F I N A L P R O G R A M

Incorporate the most current information and techniques in the treatment of venous and lymphatic disease through interaction with nationally and internationally recognized vein care professionals.



American College of
PHLEBOLOGY
Advancing Vein Care

www.acpcongress.org



American College of PHLEBOLOGY

The American College of Phlebology would like to thank the companies below for their support of the 25th Annual Congress.



American College of PHLEBOLOGY FOUNDATION

The American College of Phlebology Foundation would like to thank the organizations below for their support.

ANGIODYNAMICS®

BAUERFEIND
Motion is Life.

BESTVEINCARE.COM

bio
LITEC
biomedical technology

BIONICHEPHARMA
Dedicated to Specialty Injectables

biosound
esaote

CAROLON



COOLTOUCH®



COVIDIEN

CUTERA®

CVD
CENTER for
VENOUS
DISEASE

innoThera
LABORATORIES

JOBST®
JOBST - a brand of BSN

Juzo®
Freedom in Motion

medi

SIGVARIS
LIFE FOR LEGS

SonoSite

terason
revolutionizing
ultrasound

SUMI

veinVclinics
of America.
An IntegraMed® Specialty

VEIN X DIRECTORY.ORG



Table of Contents

Advance Registration Form	Insert
CME Information	5
Message from the Program Chair	6
Officers, Board of Directors and Program Committee	7
Faculty	8
Registration Information and Fees	10
On-Site Registration Hours	11
Cancellation/Refund Policy	12
Confirmation of Registration	12
Hotel Reservations	12
Airport Transportation	13
Ground Transportation	13
Car Rental	13
Parking	13
Things To Do in Los Angeles	13
Syllabus	14
Exhibit Hours	14
Attire	14
Video Library	14
Internet Café for E-mail	14
Camera/Recording Policy	15
Cell Phone Policy	15
Program Errata and Addenda	15
Membership Information	15
Important Dates and Times to Remember	15
Events	16
Additional Meeting Information	17
Program-at-a-Glance	18
Scientific Program	20
Thursday, November 3, 2011	20
Friday, November 4, 2011	29
Saturday, November 5, 2011	36
Sunday, November 6, 2011	42
Authors and Presenters Index	43



HOW CAN YOU BUILD A BETTER BUSINESS?

WWW.PARAMOUNTMD.COM

A Full Service, Evidence Based Healthcare Marketing Agency

2011 ACP FACULTY MEMBER

He represents America's best physicians! He streamlines their businesses!

He builds brands! He's training for an Ironman!

Paramount/MD President & C.E.O., Victor A. Sirgado
is speaking at this year's ACP Congress!

Saturday, November 5th

7:00 am to 7:50 am

A GUIDE TO RUNNING AN INTELLIGENT MARKETING CAMPAIGN

Marketing a Phlebology Practice

Booth # 203

Office (877) 848-2917

**/PARAMOUNT
MD/**

CME Information

TARGET AUDIENCE

The primary target audience of the 25th Annual Congress includes Phlebologists, General Surgeons, Internists, Vascular Surgeons, Interventional Radiologists, Interventional Cardiologists, Dermatologists, Physician Assistants, Ultrasound Technologists, Nurses and all other healthcare professionals interested in the subject of venous disease.

EDUCATIONAL OBJECTIVES

As a result of this activity, participants will be able to:

- Understand and incorporate Phlebology treatment into current practice
- Improve communication skills with patients, staff and peers
- Effectively manage complications and adverse events in phlebology
- Implement appropriate venous disease treatment strategies based on patient presentation
- Employ advanced techniques in the treatment of venous disease

EVALUATIONS & CME CREDITS

In order to document your attendance at the 25th Annual Congress, you will need to complete the online evaluation. This will also provide the ACP with valuable feedback to be used in planning the 2012 Annual Congress. Once you have completed the evaluations, you will be able to print off your Continuing Medical Education (CME) Certificate. Computer stations will be set-up onsite at the meeting so you can evaluate the sessions immediately following each one. You may also choose to complete the evaluations once you return back home.

DISCLAIMER

In accordance with ACCME regulations, the American College of Phlebology must ensure that anyone in a position to control the content of the educational activity has disclosed all relevant financial relationships with any commercial interest. The ACP is required to manage any reported conflict and eliminate the potential for bias during the activity.

Some drugs or medical devices discussed or demonstrated at this educational activity have not been cleared by the Food and Drug Administration (FDA) or have been cleared by the FDA for specific purposes only. The FDA has stated that it is the responsibility of the physician learner to determine the FDA clearance status of each drug or medical device he or she wishes to use in clinical practice. In accordance with FDA and ACCME policies, the ACP permits the discussion of "off-label" usage in CME activities so long as the "off-label" use of the drug or medical device is also specifically disclosed.

The views expressed and the techniques presented by the speakers at the 2011 Annual Congress are not necessarily shared or endorsed by the American College of Phlebology.

ACCREDITATION STATEMENT

The American College of Phlebology is accredited by the Accreditation Council for Continuing Medical Education to provide continuing medical education for physicians.

AMA PRA CATEGORY 1 CREDITS™

The American College of Phlebology designates this live activity for a maximum of 23.25 AMA PRA Category 1 Credits™. Physicians should only claim credit commensurate with the extent of their participation in the activity.



Message from the Program Chair



It is a great pleasure to invite you to attend the 2011 Annual Scientific Congress of the American College of Phlebology. This occasion will mark the silver anniversary for this educational endeavor and promises to bring the perfect blend of scientifically stimulating content and social atmosphere to gather with friends in the phlebology community.

The planning committee has been greatly involved in integrating a paradigm shift, assuring consistency with the American College of Phlebology's ACCME accreditation. The rigors of the committee's efforts assure our compliance with ACCME standards, the fruits of which permit an ever more stimulating curriculum combined with more hours of activity that are CME eligible. The rigors of complying with ACCME standards serve to bring quality presentations without concern for bias. International and national experts on special topics in phlebology have been selected to provide their expertise.

What is new in 2011?

- This year marks the first that diplomates of the American Board of Phlebology will be required to begin accruing maintenance of certification (MOC) hours. ***The annual congress has programmed content consistent with that required for the ABPh self-assessment modules (SAM).*** This will enable ABPh diplomates to begin accruing SAM credits.
- Special interest sessions have been formatted to offer progressive content over a two-day period. Topics will include emerging technologies, insurance concerns and professional marketing advice, among others.
- Pre-congress activities will offer both basic and advanced phlebology tracks, in addition to timely practice management and ultrasound pathways. ***The advanced track will approach more sophisticated topics, combining the didactic experience with deep vein workshops.*** Space will be limited and early registration is recommended.
- Research activities involving the solo practitioner may seem daunting. In an effort to continue initiatives put forth by the college, a research symposium will be held ***in an effort to identify and recruit potential investigators to complete meaningful research in phlebology.*** The forum is to be both didactic and interactive, addressing important topics in the field. If you have wanted to participate in clinical research but did not know where to begin, this symposium is a great place to start.

General Session Highlights

This year we will be offering TWO keynote presentations:

- **Venous ulcers** occur at epidemic proportions throughout the world, yet despite the ESCHAR trial, significant controversy exists regarding the timing of treatment for superficial reflux. Dr. Bill Marston and Tom O'Donnell will debate this topic in detail Friday morning and offer attendees the opportunity to share their opinions at the completion of this event.
- Details of **health care reform** are cloudy at best, but are there directions we should take as phlebologists to secure a position or voice at the table? Dr. David Flum is a general surgeon dedicated to outcomes based research. He is well versed in phlebology and was recently appointed to the methodology committee for the Patient Centered Outcomes Research Institute. Dr. Flum will offer a lively discussion Saturday morning, sharing his unique view of phlebology and opportunities for our field of practice.

The new JW Marriott at L.A. Live, which serves as the host hotel for the Annual Congress, is located in the center of the entertainment capital of the world. Within steps, you'll find the world-class STAPLES Center, which is the home to five professional sports teams, the Nokia Theatre, which hosts events such as the Emmy, ESPY, and People's Choice Awards, the Grammy Museum, which is a four story, interactive and educational journey like no other, a bowling alley, restaurants, dance clubs and more. There is something for everyone, so bring your families to experience what the 5.6 million square foot L.A. Live campus has to offer.

We look forward to welcoming you to ACP's 25th Annual Congress which should be a memorable event.

Marlin Schul, MD, MBA, RVT, FACPh
Program Chair, 25th Annual Congress

Leadership

2011 ANNUAL CONGRESS PROGRAM COMMITTEE



Marlin Schul, MD, MBA, RVT, FACPh
Program Chair



Stephanie Dentoni, MD
Pre-Congress Coordinator



Steven Elias, MD, FACS, FACPh
Special Interest Session Coordinator
and Pre-Congress Co-Coordinator:
The Big Vein Symposium



Jean-Jerome Guex, MD, FACPh
Symposia Coordinator



Bruce Hoyle, MD
Patient Coordinator



Lisa Pavone, MD
Practice Management Coordinator



Barbara Pohle-Schulze, RVT, RDMS, RDCS, RPhS
Ultrasound Coordinator



Melvin Rosenblatt, MD, FACPh
Pre-Congress Co-Coordinator:
The Big Vein Symposium



Sandra Spruiell, DO, FACPh
Abstract Coordinator



Julianne Stoughton, MD, FACS
Instructional Course Coordinator



Michelle Vecchione, RN, MSN/Ed
Nursing Coordinator



J. Gordon Wright, MD, FACS
CME Coordinator

ACP OFFICERS

John Mauriello, MD, FACPh
President

Melvin Rosenblatt, MD, FACPh
President-Elect

Neil Khilnani, MD, FACPh
Secretary

Marlin Schul, MD, MBA, RVT, FACPh
Treasurer

ACP BOARD OF DIRECTORS

Nick Morrison, MD, FACS, FACPh
Immediate Past President

Mark Forrestal, MD, FACPh

Jean-Jerome Guex, MD, FACPh

Mark Isaacs, MD, FACPh, FAAFP

Lowell Kabnick, MD, FACS, FACPh, RPhS

Mark Meissner, MD

Diana Neuhardt, RVT, RPhS

Lisa Pavone, MD

Julianne Stoughton, MD, FACS

Bruce Sanders, CAE
Executive Director



American College of
PHLEBOLOGY

Advancing Vein Care

Faculty

James Albert, MD
Albert Vein Institute
Colorado Springs, CO

Cynthia Asbjornsen, DO
Advanced Vein Center
Brunswick, ME

Karin Augur, PA-C
Heartcare Associates of CT
Hamden, CT

Susie Baker, RN
Morrison Vein Institute
Scottsdale, AZ

Peter Benson, MD, FAAFP, FACDS
Michigan Vein Institute, PC
Saginaw, MI

Andrea Brennan, OTR/L, CLT-LANA, DAPWCA
Scottsdale Healthcare
Scottsdale, AZ

Jeffrey Buckman, MD, FACPh
Vascular Diagnostics
Park Ridge, IL

Catherine Burdge, APRN
CT Image Guided Surgery, PC
Fairfield, CT

Joseph Caprini, MD, MS, FACS, RVT
Evanston Northwestern Healthcare
Skokie, IL

Ricardo Casas
Fahrenheit Marketing, LLC
Austin, TX

Yung-Wei Chi, DO, FAHA, FSVM
UC Davis Vascular Center
Sacramento, CA

Robert Cushing, MD, FACEP, FACPh
Vein Specialists of Monterey
Monterey, CA

Michael Dalsing, MD
University Vascular Surgery, PC
Indianapolis, IN

Stephen Daugherty, MD, FACS, RVT, RPhS
VeinCare Centers of Tennessee
Clarksville, TN

Stephanie Dentoni, MD
California Vein and Vascular Institute
Stockton, CA

Philomina Duesdieker, RVT, RDMS
Creative Ultrasound Imaging
Salinas, CA

Steven Elias, MD, FACS, FACPh
Mt. Sinai School of Medicine NY
Englewood, NJ

Jawed Fareed, PhD
Loyola University Chicago Stritch School of Medicine
Maywood, IL

David Flum, MD
University WA Medical Center
Seattle, WA

Mark Forrestal, MD, FACPh
Northwest Vein Care
Arlington Heights, IL

Helene Fronek, MD, FACP, FACPh
La Jolla, CA

David Gillespie, MD
University of Rochester
Rochester, NY

Jean-Luc Gillet, MD
Vascular Medicine
Bourgoin-Jallieu, France

Jean-Jerome Guex, MD, FACPh
Cabinet de Phlebologie
Nice, France

Angela Haley
University of Michigan Livonia Vein Center
Livonia, MI

Elizabeth Hall, BSN, RN
Vein Specialists of the South, LLC
Macon, GA

Terri Harper, RN, BSN
Vein Specialists of the South, LLC
Macon, GA

Clint Hayes, MD, FACS, RVT, RPVI, FACPh
Vein Center of North Texas
Denison, TX

Paula Heggerick, RVT, RDMS, RPhS, FSVU
Sarasota, FL

Phillip Hertzman, MD, FACP, FAAFP, FACPh
Vein Care of New Mexico
Los Alamos, NM

Douglas Hill, MD, FACPh, FCFP
The Vein Treatment Centre
Calgary, Canada

Lawrence Hofmann, MD
Stanford University Medical Center
Stanford, CA

Bruce Hoyle, MD
Advanced Vein Care
Orange, CA

Marge Hutchisson, RVT, RDCS
ICAVL
Ellicott City, MD

Mark Isaacs, MD, FACPh, FAAFP
Vein Specialists of Northern California
Walnut Creek, CA

Lowell Kabnick, MD, FACS, FACPh, RPhS
NYU Vein Center
New York, NY

Julie Karen, MD
Laser and Skin Surgery Center of NY
New York, NY

Neil Khilnani, MD, FACPh
Cornell Vascular
New York, NY

Robert Kistner, MD
Kistner Vein Clinic
Honolulu, HI

Ronald Kolegraff, MD
My Skin Clinics P.L.C.
Okoboji, IA

Oscar Maleti, MD
Modena, Italy

G. Mark Malouf, FRACS
Woollahra, Australia

William Marston, MD
UNC Chapel Hill Heart and Vascular Institute
Chapel Hill, NC

Stephen Mascioli, MD, MPH
Mansfield, MA

John Mauriello, MD, FACPh
Batey Cardiovascular Center
Parrish, FL

Chris McGreevey, RN, MS
Vein Clinics of America - IL
Downers Grove, IL

Faculty

Mark Meissner, MD

University of Washington Medical Center
Seattle, WA

Frank Miele, MSEE

Pegasus Lectures
Forney, TX

Robert Min, MD, MBA, FACPh, FSIR

Weill Medical College Cornell University
New York, NY

Janice Moreno, RN, BSN, CVN

Morrison Vein Institute
Scottsdale, AZ

Nick Morrison, MD, FACS, FACPh

Morrison Vein Institute
Scottsdale, AZ

Terri Morrison, RN, BS, Voc ED

Morrison Vein Institute
Scottsdale, AZ

Eric Mowatt-Larsen, MD, FACPh

Duke University
Durham, NC

Susan Murphey

Essential Ergonomics
Shoreline, WA

Diana Neuhardt, RVT, RPhS

CompuDiagnostics, Inc.
Phoenix, AZ

Thomas O'Donnell, MD

Tufts Medical Center
Boston, MA

Hugo Partsch, MD, FACPh

Wien, Austria

Lisa Pavone, MD

University of Michigan Livonia Vein
Center
Livonia, MI

**Barbara Pohle-Schulze, RVT, RDMS,
RDCS, RPhS**

CompuDiagnostics, Inc.
Mesa, AZ

Thomas Proebstle, MD, MSc

University of Mainz
Mannheim, Germany

Eberhard Rabe, MD

Dermatological University Clinic Bonn
Bonn, Germany

Duane Randleman, MD

Best Vein Care
Birmingham, AL

Don Ridgway, RVT

Grossmont College
El Cajon, CA

AJ Riviezzo, MBA

American Physician Financial Solutions,
LLC
Colorado Springs, CO

Ashley Robertson, MD

Vascular Care of Maine
Bangor, ME

David Rocke, PhD

UC Davis
Davis, CA

Melvin Rosenblatt, MD, FACPh

CT Image Guided Surgery, PC
Fairfield, CT

Marlin Schul, MD, MBA, RVT, FACPh

Lafayette Regional Vein Center
Lafayette, IN

Salvatore Sclafani, MD

SUNY Downstate Medical Center
Brooklyn, NY

**Mary Sieggreen, MSN, RN, CS,
NP, CVN**

Harper University Hospital
Detroit, MI

Victor Sirgado

ParamountMD
Larkspur, CA

Gregory Snyder, MD, DABR

Vascular Treatment Center
Minnetrista, MN

Saundra Spruiell, DO, FACPh

Oklahoma Vein Specialists
Oklahoma City, OK

Barry Stein, MD, FSIR, FACR

Jefferson Radiology
Farmington, CT

Julianne Stoughton, MD, FACS

Vein Solutions
Stoneham, MA

Satish Vayuvegula, MD, MS

Vein Clinics of America
Orland Park, IL

**Michelle Vecchione McEvoy, RN, MSN/
Ed**

Vein Clinics of America
Boca Raton, FL

Joyce Vining, RVT, LPN

Sclerotech Consulting
Jacksonville Beach, FL

Jeannie White, RVT, RPhS

Quality Vascular Imaging, Inc.
Venice, FL

**Douglas Wooster, MD, FACS, FRCSC,
RVT**

St. Joseph's Health Centre
Toronto, ON

David Wright, MD

BTG International Limited
Henley on Thames, UK

J. Gordon Wright, MD, FACS

Midwest Vein Center
Downers Grove, IL

Takashi Yamaki, MD

Tokyo Women's Medical University
Tokyo, Japan

Paolo Zamboni, MD

University of Ferrara
Ferrara, Italy

Steven Zimmet, MD, RVT, FACPh

Zimmet Vein and Dermatology
Austin, TX

Joseph Zygmunt, RVT, RPhS

Covidien Vascular Therapies
Kure Beach, NC



Registration Information

REGISTRATION INFORMATION

Advance registration is required to ensure that badges and tickets to sessions and social activities will be available when you arrive at the Congress. Please use the registration form provided or register online at www.acpcongress.org. Advance registration closes **Sunday, October 9, 2011**. Any registrations received after this date will be processed at the on-site rate. On-site registration will be available, however only a limited number of courses and social activities will be available.

NOTE: If you are a member and will be registering online (or you are registering on behalf of a member), please DO NOT create a new record. You must log-in to the system first under the name of the person being registered.

PRE-CONGRESS DAY REGISTRATION FEES THURSDAY, NOVEMBER 3, 2011 – OPTIONAL

The Pre-Congress day will provide four concurrent tracks on the following topics: basic and advanced phlebology, basic ultrasound and practice management. While the basic tracks are oriented toward providers who seek an introduction to phlebology, it is comprehensive enough to provide a very thorough review for even the most experienced practitioner.

	Postmarked on or Before 10/8/2011	Postmarked After 10/8/2011
Physician Rates		
ACP Member Physician	\$470.00	\$495.00
Non-ACP Member Physician	\$620.00	\$645.00
Allied Health Professional Rates <i>(Nurses, Ultrasonographers, PAs, DPMs, etc.)</i>		
ACP Member Allied Health	\$345.00	\$370.00
Non-ACP Member Allied Health	\$395.00	\$420.00

PRE-CONGRESS AND CONGRESS COMBINATION DISCOUNT

If you are registering for the Main Congress (November 4-6), as well as the Pre-Congress:

- Physicians subtract \$150 as a registration discount
- Allied Health Professionals subtract \$100 as a registration discount

“Superb conference, excellent selection of session moderators ~ all were extremely accepting of all levels of experience and education of their audience.”

– 2010 Congress attendee

Registration Information

CONGRESS REGISTRATION FEES (NOVEMBER 4-6, 2011)

	Postmarked Before 9/9/2011	Postmarked on or After 9/9/2011 and Before 10/9/2011	Postmarked After 10/9/2011
Physicians			
ACP Member	\$795.00	\$855.00	\$1,005.00
Non-ACP Member	\$1,055.00	\$1,115.00	\$1,275.00
Resident (Medical Student)	\$475.00	\$500.00	\$595.00
Invited Abstract/Poster	\$795.00	\$855.00	\$1,005.00
Presenter <i>(Same price as ACP Physician Member. Discount only applies to non-members.)</i>			
Allied Health Professionals			
ACP Member	\$475.00	\$500.00	\$650.00
Non-ACP Member	\$585.00	\$610.00	\$760.00
Spouse/Guest (Optional) \$85.00 \$85.00 \$95.00 <i>(Spouse/Guest badge allows admittance to: Exhibit Hall, Opening Reception, Continental Breakfasts and Coffee Breaks. Spouse/Guests may not attend any scientific sessions. If they will be attending the dinner on Saturday evening, a separate ticket will need to be purchased.)</i>			
Multiple Attendees From Same Office Discount			
If more than one person from the same office registers for the Congress, each additional person will receive a \$75.00 discount off of the Congress registration fees. (Note: This does not apply to Pre-Congress fees.)			
Optional Additional Fees			
Special Interest Sessions:			
Fee Per Session	\$70.00	\$70.00	\$75.00
Package Fee (10% discount for two sessions)	\$126.00	\$126.00	\$135.00
Dinner and Social Event (Saturday 6:00 PM)	\$95.00	\$95.00	\$105.00

REGISTRATION NOTES

There are separate registration fees for the Pre-Congress Day, Special Interest Sessions and the Dinner and Social event on Saturday evening. All other sessions and social events are included in the Congress registration fees.

ON-SITE REGISTRATION HOURS

Wednesday, November 2, 2011	3:00 PM – 6:00 PM
Thursday, November 3, 2011	6:30 AM – 6:00 PM
Friday, November 4, 2011	6:30 AM – 6:00 PM
Saturday, November 5, 2011	6:30 AM – 6:00 PM
Sunday, November 6, 2011	8:00 AM – 11:00 AM



General Information

CANCELLATION/REFUND POLICY

Registration fees, less a \$175 administrative fee, will be refunded upon written notice of cancellation to the headquarters office. In order to qualify for a refund of fees, your written cancellation notice must be postmarked no later than **Saturday, October 8, 2011**. There will be no refund of fees for written cancellations received after this date or for lack of attendance without notification.

CONFIRMATION OF REGISTRATION

A confirmation will be sent to you via e-mail within one (1) week of receipt of your registration form and **PAID IN FULL** registration fees. If you do not receive a confirmation, please contact the ACP Meetings Department immediately.

HOTEL RESERVATIONS

JW Marriott Los Angeles at L.A. Live
900 West Olympic Boulevard
Los Angeles, California 90015
www.lalivemarriott.com

With its central location in Los Angeles' burgeoning downtown district, the JW Marriott at L.A. Live provides a deluxe level of comfort and personal service within a unique environment designed to reflect its location. Guests can enjoy convenient access to the city, whether visiting the revitalized downtown area or other parts of Los Angeles.

The ACP has reserved a block of rooms at the hotel for Thursday through Sunday. In order to make reservations under the ACP group room block, you must first register for the meeting. After you have registered, you will be sent a confirmation via email that will include information on making your reservations.

The hotel confirms the following guest room rates: Single \$219 and Double \$239. Hotel room rates are subject to applicable state and local taxes (currently 14% and \$0.22 per room/per night).

All room reservations must be made by **October 7, 2011**. However, the group room block is limited in size and will be filled on a first-come first-served basis. Reservations received after the room block is filled or after October 7, 2011 will be accepted on a space-available basis and prevailing hotel rates. Don't wait! Get your reservations in early!

Check-in time is 4:00 PM and check-out time is 11:00 AM. Guests arriving before 4:00 PM will be assigned accommodations as they become available.



General Information

AIRPORT TRANSPORTATION

Flying to and from Los Angeles:

- **Los Angeles International Airport (LAX):** LAX is the fifth busiest airport in the world based on number of passengers. Approximately 80 passenger carriers serve LAX, including all major airlines. It is located 17 miles from the JW Marriott at L.A. Live.
- **Bob Hope Airport (BUR):** BUR is freeway close to everything you want in Los Angeles. It is 10 minutes away from Disney, Warner Bros. and NBC Universal and 17 miles from the JW Marriott at L.A. Live.
- **John Wayne Airport (SNA):** SNA is owned and operated by the County of Orange. It is located 35 miles south of the JW Marriott at L.A. Live, between the cities of Costa Mesa, Irvine and Newport Beach. Ten Commercial airlines operate at the John Wayne Airport.
- **Ontario Airport (ONT):** ONT is located in the Inland Empire, approximately 42 miles from the JW Marriott at L.A. Live. It is a medium-hub, full-service airport with commercial jet service to major U.S. cities and through service to many international destinations.

GROUND TRANSPORTATION

The following services are available at all the listed airports and cost will depend on which airport you fly into. The following costs are listed from LAX:

- **Shuttle:** \$16.00 each way
- **Sedan or Towncar:** \$76/\$88 each way
- **Taxi:** Approximately \$50

CAR RENTAL

Available at all the airports in the area. Price will vary.

PARKING

If you will be driving, please note that parking is available at the hotel for \$40 per day.

THINGS TO DO IN LOS ANGELES

Highlights of L.A. Live

- Staples Center
- Nokia Theatre
- Club Nokia
- Regal Cinemas
- Grammy Museum
- ESPN Zone



General Information

Top Picks from the Los Angeles Visitor's Guide

- Disney Concert Hall/Los Angeles Philharmonic, 1.7 miles/6 min.
- Beverly Hills/Rodeo Drive, 9.8 miles/16 min.
- Greek Theatre, 7.5 miles/18 min.
- Los Angeles County Museum of Art (LACMA), 6 miles/16 min.
- J. Paul Getty Museum, 15.7 miles/21 min. to 70 min.
- Griffith Park, 8.6 miles/15 min. to 30 min.
- Universal Studios, 10 miles/15 to 40 min.
- Disneyland, Anaheim, 28.7 miles/35 min. to 1 hr 50 min.



SYLLABUS

Session handouts will be made available for download (through the Congress website at www.acpcongress.org) up to one month before the meeting begins and for two weeks after the Congress ends. When you pick up your registration materials onsite, you will be provided with a CD-ROM which will include the handouts that were submitted in advance by the speakers, along with a course journal for note taking.

Please note: Printed syllabus books will not be available at the Congress, nor will we have printing stations available onsite. If you would like to have printed copies of the handouts on which to take notes during the meeting, please be sure to print them in advance.

EXHIBIT HOURS

The technical exhibits will be open as follows:

Thursday, November 3, 2011	12:00 PM – 4:00 PM
Friday, November 4, 2011	9:45 AM – 4:00 PM and 6:15 PM – 7:45 PM
Saturday, November 5, 2011	10:00 AM – 4:00 PM

ATTIRE

The attire for the conference is business casual.

VIDEO LIBRARY

A number of educational videos will be available to view throughout the Congress. The schedule for the Video Library is as follows:

Thursday, November 3, 2011	6:00 AM – 6:00 PM
Friday, November 4, 2011	6:00 AM – 6:00 PM
Saturday, November 5, 2011	6:00 AM – 6:00 PM
Sunday, November 6, 2011	6:00 AM – 11:00 AM

INTERNET CAFÉ FOR E-MAIL

There will be a limited number of terminals with Internet access for registrants to check their browser-based e-mail. The hotel also provides high-speed Internet access from all guest rooms.

General Information

CAMERA/RECORDING POLICY

Use of cameras (all types) and audio recorders is prohibited in all educational sessions. Violations of this policy will result in removal from the room and confiscation of equipment. Staff will be closely monitoring such occurrences.

CELL PHONE POLICY

Cell phone usage and/or disruption is prohibited in all educational sessions. Please remember to turn off your cell phone or put it on vibrate prior to entering the meeting room.

PROGRAM ERRATA AND ADDENDA

The ACP reserves the right to modify the agenda and speakers listed as circumstances dictate. If necessary, an Errata and Addenda Sheet will be included with your meeting packet.

MEMBERSHIP INFORMATION

The American College of Phlebology is the premiere association for physicians and allied health professionals working in the field of venous disorders. Our mission is to advance vein care through education, training, networking, research and other resources. We are dedicated to developing programs, which help our members improve their practices and patient outcomes. For more information, please visit www.phlebology.org and click the JOIN NOW icon. You can also email us at membership@acpmail.org, call (510) 346-2800 or visit the Membership Booth at the 2011 Congress.

IMPORTANT DATES AND TIMES TO REMEMBER

Early Bird Registration Deadline	September 9, 2011
Hotel Reservation Deadline	October 7, 2011
Advance Registration Closes	October 8, 2011
Registration Cancellation Deadline (must be postmarked by)	October 8, 2011
ACPF Golf Outing Early Bird Registration Deadline	October 14, 2011
ACPF Golf Outing	Wednesday, November 2, 2011, at 11:15 AM (PT)
On-Site Registration Begins	Wednesday, November 2, 2011, at 3:00 PM (PT)
Pre-Congress Day Begins	Thursday, November 3, 2011, at 8:00 AM (PT)
Technical Exhibits Open	Thursday, November 3, 2011, at 10:00 AM (PT)
Congress Begins	Friday, November 4, 2011, at 8:00 AM (PT)*
Technical Exhibits Close	Saturday, November 5, 2011, at 4:00 PM (PT)
Congress Adjourns	Sunday, November 6, 2011, at 11:00 AM (PT)

**Special Interest Sessions Start at 7:00 AM (PT)*



Events

Make the most of the Congress by spending time with your colleagues and friends outside the seminar room. After-hours Congress events include:

ACPF 6th Annual Golf Outing

Wednesday, November 2, 2011

11:15 AM to 7:15 PM

(Open to all. Additional fee required.)

The ACP Foundation's 6th Annual Golf Outing will be held the day before the Congress begins, giving our golf enthusiasts plenty of time to relax and enjoy the company of peers before the Congress begins.

To accommodate golfers of all experience levels, the outing will follow a "best ball, team scramble" format with prizes being awarded. Following the outing, the ACPF will hold a reception and an awards ceremony. Visit www.acpcongress.org to register!



New Member Reception

Thursday, November 3, 2011

5:00 PM to 6:30 PM

(Open ONLY to New Members, ACP Board of Directors, and by Invitation)

Join us for a unique welcome to the ACP community. Enjoy this informal reception and opportunity to visit with many of your colleagues and ACP Board of Directors. Learn more about the American College of Phlebology and build your network at the very start of the meeting!

Silent Auction

November 3-5, 2011

The goal of the event is to provide a unique and elegant giving opportunity from which all proceeds will be dedicated to the mission of the ACPF. Auction items will be displayed throughout the Congress. Bidding will open on Thursday, November 3rd, and close at the beginning of the Social on Saturday evening November 5th. A catalog of auction items will be distributed prior to the Congress.

4TH ANNUAL
Silent Auction
November 4-5, 2011

If you have an item you would like to contribute to the auction, please email auction@acpfmail.org or contact the headquarters office at 510.346.6800.

Events

Opening Night Reception

Friday, November 4, 2011

6:15 PM to 7:45 PM

(Open to all Congress registrants. No additional fee.)

Enjoy this "red-carpet" reception offering a special welcome to the Annual Congress and Los Angeles! Start the Congress by visiting with your colleagues and mingling with our exhibitors in a social setting.

Opening
RECEPTION

Dinner and Social

Saturday, November 5, 2011

6:00 PM to 10:00 PM

(Open to all. Additional fee required.)

An evening of fun and enjoyment is planned at The City Club on Bunker Hill with dinner and entertainment. Join your colleagues for this memorable evening. Tickets are limited!



ADDITIONAL MEETING INFORMATION

Should you have any questions about the information contained in this brochure, or require any additional information, please contact the ACP headquarters office:

American College of Phlebology
101 Callan Avenue, Suite 210
San Leandro, CA 94577
Phone: 510.346.6800
Fax: 510.346.6808
Email: info@acpmail.org
Website: www.phlebology.org



"Exceeded my expectations. Loved the multi-disciplinary attendance. Loved the focus on abstracts that is lacking in other conferences. This will now be part of my regular conference schedule and will be highly recommended to my practicing partners and colleagues."

– 2010 Congress attendee



American College of
PHLEBOLOGY

Advancing Vein Care

Program-at-a-Glance

THURSDAY				
	ALL	BASIC	INTERMEDIATE	ADVANCED
8:00 AM – 5:00 AM		Basic Phlebology Basic Ultrasonography	Practice Management	The Big Symposium
FRIDAY				
7:00 AM – 7:50 AM			New and Emerging Technologies* Insurance, Reimbursement and Appeals* Marketing a Phlebology Practice*	Advanced Imaging
8:00 AM – 9:55 AM	Welcome, Opening Remarks and Foundation Announcement The Great Venous Ulcer Debate Abstract Award Presentations			
9:00 AM – 12:00 PM	Multidisciplinary Session Improving Your Ultrasonography Techniques			
10:30 AM – 12:00 PM	Abstract Session #1		Preparing for a Phlebology Emergency Solutions and Small Veins	
1:30 PM – 3:00 PM	Abstract Session #2	Sports and Venous Disease	Lasers, Lights and Radiowaves Electronic Health Records	Updates on Chronic Cerebrospinal Venous Insufficiency
5:00 PM – 6:15 PM	Poster Abstracts			

CONGRESS EVENTS				
	THURSDAY	FRIDAY	SATURDAY	SUNDAY
Video Library and A/V Preview	6:00 AM – 6:00 PM	6:00 AM – 6:00 PM	6:00 AM – 6:00 PM	8:00 AM – 11:00 AM
Registration Hours	6:30 AM – 6:00 PM	6:30 AM – 6:00 PM	6:30 AM – 6:00 PM	8:00 AM – 11:00 AM
Exhibit Hours	12:00 PM – 4:00 PM	9:45 AM – 4:00 PM & 6:15 PM – 7:45 PM	10:00 AM – 4:00 PM	CLOSED
New Member Reception	5:00 PM – 6:30 PM			
Opening Reception		6:15 PM – 7:45 PM		
Dinner and Social			6:00 PM – 10:00 PM	

SATURDAY				
	ALL	BASIC	INTERMEDIATE	ADVANCED
7:00 AM – 7:50 AM			New and Emerging Technologies* Insurance, Reimbursement and Appeals* Marketing a Phlebology Practice*	Advanced Imaging
8:00 AM – 11:15 AM	Plenary Session ABPh Diplomate Recognition* Business Meeting*			
11:15 AM – 12:30 PM	Abstract Session #3 Enhancing Communication and Ethics		Truncal Vein Management Credentialing and Accreditation in Phlebology	Take Your Best Shot – Ulcers
1:30 PM – 3:00 PM	Abstract Session #4 Multidisciplinary Workshops	Managing Tributary Veins	World of Phlebology	Journal Club
3:30 PM – 5:00 PM	How to Participate in Clinical Research Multidisciplinary Workshops (continued) Society for Vascular Ultrasound (SVU)		Take Your Best Shot – Difficult Cases	American Venous Forum (AVF)
SUNDAY				
9:00 AM – 10:30 AM	Multidisciplinary Session			Morbidity and Mortality

*CME Credits are not available for these sessions.

“The ACP is now my primary resource
for venous disease CME credits.”
– 2011 Regional Symposium attendee

Thursday, November 3, 2011

TRACK A – BASIC PHLEBOLOGY AND CLINICAL PEARLS: A HOW-TO GUIDE FOR YOUR PRACTICE

Following the track, the participant should be able to:

- Identify potential thrombophilic risk factors for otherwise healthy patients in a routine venous history and physical examination
- Proficiently examine and interpret the deep and superficial venous system in the lower extremities along with anatomical variations
- Appropriately document a lower extremity venous ultrasound with the intention of using it as a mapping study for future procedures
- Understand and analyze other imaging modalities available for identifying abnormalities of the deep venous system of the lower extremities and pelvic veins
- Use the most appropriate treatment modalities to manage their venous insufficiency patients
- Use the most suitable sclerosant, concentration, and formulation in the appropriate setting
- Understand the pathophysiology of perforating veins and assess their need for intervention

8:00 AM – 8:10 AM	Welcome and Opening Remarks	Stephanie Dentoni, MD
8:10 AM – 8:30 AM	Clinical Anatomy and Physiology	Robert Cushing, MD, FACEP, FACPh
8:30 AM – 8:50 AM	History and Physical of Phlebology	Bruce Hoyle, MD
8:50 AM – 9:10 AM	How-to Demonstration – History and Physical with Patients	Bruce Hoyle, MD
9:10 AM – 9:30 AM	Live Scans	Robert Min, MD, MBA, FACPh, FSIR
9:30 AM – 10:00 AM	Question and Answer	All of the Above
10:00 AM – 10:30 AM	REFRESHMENT BREAK	
10:30 AM – 10:45 AM	Documenting Duplex	Joseph Zygmunt, Jr., RVT, RPhS
10:45 AM – 11:00 AM	Other Imaging Modalities	Lawrence Hofmann, MD
11:00 AM – 11:15 AM	Conservative Management	Ashley Robertson, MD
11:15 AM – 11:30 AM	Visual Sclerotherapy	Helene Fronek, MD, FACP, FACPh
11:30 AM – 12:00 PM	Question and Answer	All of the Above
12:00 PM – 1:30 PM	LUNCH <i>Open to All Pre-Congress Registrants</i>	
1:30 PM – 1:45 PM	Ultrasound Guided Chemical Ablation	Nick Morrison, MD, FACS, FACPh
1:45 PM – 2:00 PM	Compounded vs. Brand Name Sclerosants	Nick Morrison, MD, FACS, FACPh
2:00 PM – 2:15 PM	Ambulatory Phlebectomy	Stephen Daugherty, MD, FACS, RVT, RPhS
2:15 PM – 2:30 PM	Endovenous Thermal Ablation	Mark Isaacs, MD, FACPh, FAAFP
2:30 PM – 2:45 PM	Anatomy Based Complications	Cynthia Asbjornsen, DO
2:45 PM – 3:00 PM	Perforator Treatments: Is it Necessary?	Thomas O'Donnell, MD
3:00 PM – 3:30 PM	REFRESHMENT BREAK <i>Visit the Exhibit Hall</i>	

continued

Thursday, November 3, 2011

TRACK A – BASIC PHLEBOLOGY AND CLINICAL PEARLS: A HOW-TO GUIDE FOR YOUR PRACTICE (CONT.)

3:30 PM – 3:45 PM	What is the Role for Ligation and Stripping	Thomas O'Donnell, MD
3:45 PM – 4:00 PM	Risks and Side Effects of Treatments	Helane Fronek, MD, FACP, FACPh
4:00 PM – 4:15 PM	Case Presentation / Discussion of Tx Options / Q&A	Robert Cushing, MD, FACEP, FACPh; Mark Isaacs, MD, FACPh, FAAFP
4:15 PM – 4:30 PM	Case Presentation / Discussion of Tx Options / Q&A	Mark Forrestal, MD FACPh; Nick Morrison, MD, FACS, FACPh
4:30 PM – 4:45 PM	Case Presentation / Discussion of Tx Options / Q&A	Stephen Daugherty, MD, FACS, RVT, RPhS; Helane Fronek, MD, FACP, FACPh
4:45 PM – 5:00 PM	Case Presentation / Discussion of Tx Options / Q&A	Mark Isaacs, MD, FACPh, FAAFP; Ashley Robertson, MD

5:00 PM – 6:30 PM NEW MEMBER RECEPTION
*Open Only to New Members, ACP Board
of Directors and by Invitation*

TRACK B – BASIC ULTRASONOGRAPHY: SCANNING, INTERPRETING AND DOCUMENTING

Following the track, the participant should be able to:

- Discuss and review ultrasound protocols in the diagnosis of chronic venous disease
- Analyze and demonstrate the use of ultrasound techniques to assist phlebologic procedures
- Effectively document ultrasound findings
- Assess the superficial venous system for reflux with duplex ultrasound

8:00 AM – 8:10 AM	Welcome and Opening Remarks	Stephanie Dentoni, MD
8:10 AM – 8:30 AM	Clinical Anatomy and Physiology	Robert Cushing, MD, FACEP, FACPh
8:30 AM – 8:50 AM	History and Physical of Phlebology	Bruce Hoyle, MD
8:50 AM – 9:10 AM	How to Demonstration – History and Physical with Patients	Bruce Hoyle, MD
9:10 AM – 9:30 AM	Live Scans	Robert Min, MD, MBA, FACPh, FSIR
9:30 AM – 10:00 AM	Question and Answer	All of the Above
10:00 AM – 10:30 AM	REFRESHMENT BREAK	

continued



American College of
PHLEBOLOGY

Advancing Vein Care

AMERICAN COLLEGE OF PHLEBOLOGY

Educational Materials to Help Grow Your Practice



Patient Education Brochure: Treatment of Varicose and Spider Veins

This public education brochure, written in clear, non-technical language, is a 12-page, saddle-stitched pamphlet developed in 2008. With an eye-catching title of "Treatment of Varicose and Spider Veins – Patient Info" and printed on glossy paper, it can be customized with your office information (affixed as a label to the back.) The trimmed size is 9" tall x 4" wide -- suitable for your front office or patient mailings.

ACP Members: \$50.00 per 100 brochures Non-Members: \$100.00 per 100 brochures


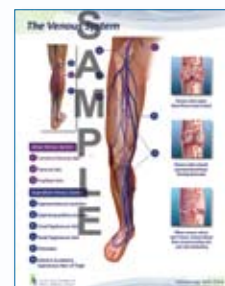
To order online, download forms, calculate shipping & other options, visit www.phlebology.org/resources/patiented.html#brochure

Patient Education Poster: The Venous System

Comes in Large (18" x 24") and Small (8.5" x 11") sizes. For your waiting room or treatment rooms - a valuable tool for you to use as you discuss the venous system with your patients and their families.

ACP Members: \$25.00 standard size Non-Members: \$35.00 standard size

For complete info, visit www.phlebology.org/resources/patiented.html#poster



Patient Education Treatment Pad

This "PERSONALIZED TREATMENT PLAN" can be used to explain and diagram plans for either the right or left leg. With a place for the patient's Name and Date, these high quality pages are usable with markers and will not bleed. Each pad contains 50 sheets. These 8.5 x 11 customizable sheets (we provided an area at the top where you can place a sticker or stamp with your practice name and contact information) are a perfect complement to the ACP Treatment Poster.

ACP Members: \$3.50 per pad (sold in increments of 10)

Non-Members: \$5.00 per pad (sold in increments of 10)

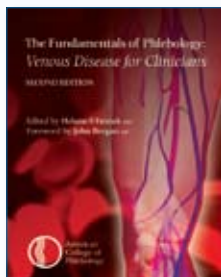
For complete info, visit www.phlebology.org/resources/patiented.html#TreatmentPad

Text Book: Core Curriculum for Phlebology Nursing

The Core Curriculum textbook establishes patient care standards for phlebology nursing. Written in an outline format, for easy reference. Nursing Intervention Classifications (NIC's) are located in Appendix A and can be used for each patient's individual nursing care plan. In addition, we have included a "Professional Issues" section, important for nurse managers.

ACP Members: \$29.95 Non-Members: \$39.95

For complete info, visit www.phlebology.org/resources/textbooks.html#nursingbook



Text Book: The Fundamentals of Phlebology

A compilation by experts in the field with seventeen informative chapters on the latest phlebological techniques. This medically-oriented, soft cover textbook was compiled and edited by Dr. Helane Fronck, Past President of the American College of Phlebology. It is a "must have" for any phlebology office and a "must read" for those involved with patient care. Topics include: endovenous thermal ablation, sclerotherapy of telangiectasias and reticular veins, venous anatomy and pathophysiology, sclerosing solutions, venous leg ulcers, and much more!

ACP Members: \$55.00 Non-Members: \$100.00

For complete info, visit www.phlebology.org/resources/textbooks.html#fundamentals

VEINDRAW™ EMR

software built exclusively for Phlebologists

VEINDRAW.COM

877-990-VEIN (8346)



- Convert freehand drawing to text instantly
- Successful EMRs save you hours of time per week
- Reporting features
- Review charts effortlessly
- Electronically store all of your patient's photos in one place



Dr. J Gordon Wright,
founder of VeinDraw will be
presenting during the ACP's
25th Annual Congress.

Thursday, November 3, 2011

TRACK B – BASIC ULTRASONOGRAPHY: SCANNING, INTERPRETING AND DOCUMENTING (CONT.)

10:30 AM – 10:35 AM	Welcome to Ultrasound Session	Barbara Pohle-Schulze, RVT, RDMS, RDCS, RPhS
10:35 AM – 10:50 AM	Deep Veins – An Ultrasound Perspective	Philomina Duesdieker, RVT, RDMS
10:50 AM – 11:15 AM	Saphenous and Superficial Veins	Jeannie White, RVT, RPhS
11:15 AM – 11:30 AM	We Know the Basics – Need Common Variations / Appearance	Paula Heggerick, RVT, RDMS, RPhS, FSVU
11:30 AM – 11:45 AM	Documentation – Why and What is Needed	Joyce Vining, RVT, LPN
11:45 AM – 12:00 PM	Equipment: Basic Physics and Knobology	Jeannie White, RVT, RPhS
12:00 PM – 12:30 PM	Question and Answer	All of the Above
12:30 PM – 1:30 PM	LUNCH <i>Open to All Pre-Congress Registrants</i>	
1:30 PM – 1:45 PM	Credentialing – What is out There and Why?	Joseph Zygmunt, Jr., RVT, RPhS
1:45 PM – 2:00 PM	The Use of Ultrasound in Venous Treatment: Thermal Ablation and Sclerotherapy	Diana Neuhardt, RVT, RPhS
2:00 PM – 3:00 PM	Live Scanning	Diana Neuhardt, RVT, RPhS; Joseph Zygmunt, Jr., RVT, RPhS
3:00 PM – 3:30 PM	REFRESHMENT BREAK <i>Visit the Exhibit Hall</i>	
3:30 PM – 4:30 PM	Scan Your Buddy	Paula Heggerick, RVT, RDMS, RPhS, FSVU; Philomina Duesdieker, RVT, RDMS; Diana Neuhardt, RVT, RPhS; Barbara Pohle-Schulze, RVT, RDMS, RDCS, RPhS; Joyce Vining, RVT, LPN; Jeannie White, RVT, RPhS; Joseph Zygmunt, Jr., RVT, RPhS
4:30 PM – 5:00 PM	Question and Answer	All of the Above

5:00 PM – 6:30 PM NEW MEMBER RECEPTION
*Open Only to New Members, ACP Board
of Directors and by Invitation*

Thursday, November 3, 2011

TRACK C – PRACTICE MANAGEMENT: WHAT YOU NEED TO KNOW FOR A PREMIER PHLEBOLOGY PRACTICE

Following the track, the participant should be able to:

- Apply knowledge gained to enhance the office experience for their patients, referring physicians, self and staff
- Implement changes to improve compliance with various insurance, governmental, regulatory and safety standards
- Analyze the implications of health care reform for phlebology practice

8:00 AM – 8:15 AM	Welcome and Opening Remarks	Lisa Pavone, MD
8:15 AM – 8:45 AM	ICD-9 and CPT codes	Peter Benson, MD, FAAFP, FACDS
8:45 AM – 9:05 AM	Insurance Contracting – Building a Practice, How Long Does it Take to Build Contracts	Angela Haley
9:05 AM – 9:25 AM	Overview of Claims, Reimbursements and Denials	Angela Haley
9:25 AM – 9:45 AM	Increasing Operational Efficiency in Your Office	Sandra Spruiell, DO, FACPh
9:45 AM – 10:00 AM	Question and Answer	All of the Above
10:00 AM – 10:30 AM	REFRESHMENT BREAK	
10:30 AM – 10:45 AM	Physician Relationship with Industry – How They Help and Hurt in a Practice and at Meetings	J. Gordon Wright, MD, FACS
10:45 AM – 11:00 AM	All About Evaluation and Management Services – Medical Necessity	Bruce Hoyle, MD
11:00 AM – 11:15 AM	Meaningful Use – How to Meet the Requirements	Duane Randleman, Jr., MD
11:15 AM – 11:45 AM	EMR – Choosing and Using One: Multiple Viewpoints	Clint Hayes, MD, FACS, RVT, RPVI, FACPh; Duane Randleman, Jr., MD
11:45 AM – 12:15 PM	ABPh – the Exam, the Credential and Maintenance of Certification	Steven Zimmet, MD, RVT, FACPh
12:15 PM – 12:30 PM	Question and Answer	All of the Above
12:30 PM – 1:30 PM	LUNCH <i>Open to All Pre-Congress Registrants</i>	
1:30 PM – 1:45 PM	Health Care Reform – Implications for Phlebology	Lisa Pavone, MD
1:45 PM – 2:00 PM	Patient Safety and Quality Assurance – Reporting Adverse Events, JCAHO and OSHA	Chris McGreevey, RN, MS
2:00 PM – 2:15 PM	Paths to Vascular Lab Accreditation	Jeannie White, RVT, RPhS
2:15 PM – 2:30 PM	Advanced Practice Phlebology Professionals	Catherine Burdge, APRN

continued



American College of
PHLEBOLOGY

Advancing Vein Care

Thursday, November 3, 2011

TRACK C – PRACTICE MANAGEMENT: WHAT YOU NEED TO KNOW FOR A PREMIER PHLEBOLOGY PRACTICE (CONT.)

2:30 PM – 3:00 PM	Question and Answer	All of the Above
3:00 PM – 3:30 PM	REFRESHMENT BREAK <i>Visit the Exhibit Hall</i>	
3:30 PM – 3:45 PM	Patient Flow: From Appointments, Evaluation and Treatment, to Discharge	Angela Haley
3:45 PM – 4:00 PM	Effective Patient Education	Lisa Pavone, MD
4:00 PM – 4:15 PM	Building and Maintaining a Referral Base	Satish Vayuvegula, MD, MS
4:15 PM – 4:30 PM	Office Staff: Strategies for Finding and Fostering Your Best Team	Angela Haley
4:30 PM – 5:00 PM	Question and Answer	All of the Above

5:00 PM – 6:30 PM NEW MEMBER RECEPTION
Open Only to New Members, ACP Board of Directors and by Invitation

TRACK D – THE BIG SYMPOSIUM: BIG VEINS, BIG ISSUES, BETTER SOLUTIONS

Following the track, the participant should be able to:

- Determine when pelvic vein pathology should be evaluated
- Evaluate the role of the interventional management of Chronic Cerebral Venous Insufficiency in the management of multiple sclerosis
- Prepare for the progression of acute DVT to chronic venous insufficiency and its sequelae

8:00 AM – 8:10 AM	Welcome and Opening Remarks	Steven Elias, MD, FACS, FACPh
8:10 AM – 8:30 AM	DVT Management: Current ACCP Guidelines	David Gillespie, MD
8:30 AM – 8:50 AM	Chronic Complications of DVT	Steven Elias, MD, FACS, FACPh
8:50 AM – 9:10 AM	Acute DVT Thrombolysis Indications and Technique	Gregory Snyder, MD, DABR
9:10 AM – 9:30 AM	IVC Filters: Devices, Insertion and Outcomes	Barry Stein, MD, FSIR, FACR
9:30 AM – 10:00 AM	REFRESHMENT BREAK	
10:00 AM – 10:30 AM	NIVL: Diagnosis and Treatment	Stephen Daugherty, MD, FACS, RVT, RPhS
10:30 AM – 10:50 AM	Pelvic Congestion: Diagnosis and Treatment	Barry Stein, MD, FSIR, FACR
10:50 AM – 11:10 AM	Vascular Malformations: Classification, Dx, and Rx	Gregory Snyder, MD, DABR

continued

Thursday, November 3, 2011

TRACK D – THE BIG SYMPOSIUM: BIG VEINS, BIG ISSUES, BETTER SOLUTIONS (CONT.)

11:10 AM – 11:30 AM	Thoracic Outlet Syndrome: Diagnosis and Treatment	David Gillespie, MD
11:30 AM – 12:00 PM	CCSVI	Salvatore Sclafani, MD
12:00 PM – 1:00 PM	LUNCH <i>Open to All Pre-Congress Registrants</i>	
1:00 PM – 3:00 PM	1. IVC Filters How To: Insertion and Removal 2. Catheters Balloons and Stents: Tools of the Trade 3. Venous Occlusion Techniques: Coils, Sclerosants 4. Mechanical Thrombolytic Devices vs. Case Presentations	Steven Elias, MD, FACS, FACPh; David Gillespie, MD; Melvin Rosenblatt, MD, FACPh; Gregory Snyder, MD, DABR; Barry Stein, MD, FSIR, FACR
3:00 PM – 3:30 PM	REFRESHMENT BREAK <i>Visit the Exhibit Hall</i>	
3:30 PM – 5:00 PM	5. IVC Filters How To: Insertion and Removal 6. Catheters Balloons and Stents: Tools of the Trade 7. Venous Occlusion Techniques: Coils, Sclerosants 8. Mechanical Thrombolytic Devices vs. Case Presentations	Steven Elias, MD, FACS, FACPh; David Gillespie, MD; Melvin Rosenblatt, MD, FACPh; Gregory Snyder, MD, DABR; Barry Stein, MD, FSIR, FACR

5:00 PM – 6:30 PM NEW MEMBER RECEPTION
Open Only to New Members, ACP Board of Directors and by Invitation



American College of
PHLEBOLOGY

Advancing Vein Care

Become RPhS credentialed today!

The Registered Phlebology Sonographer (RPhS) credential is for physicians, sonographers, nurses, physician assistants, and other associate health professionals who utilize ultrasound to treat vein disorders.

"The development of ultrasound has been the most important single factor stimulating the creation of the specialty of phlebology and improving our understanding and treatment of chronic venous disease. The RPhS credential is important because it is the only credential we have that addresses the full breadth of the practice of ultrasound in phlebology. It addresses not only deep venous thrombosis evaluation, but venous reflux and ultrasound in venous procedures as well."

— Eric Mowatt-Larssen, MD, RPhS
Assistant Professor of Surgery
Duke Vein Clinic



Photo courtesy of Morrison Vein Institute and Compudiagnostics

What content is covered in the RPhS examination?

The following examination matrix is provided to illustrate the general distribution of questions and the relative weight or emphasis given to a skill or content area on the examination. A detailed outline can be found in the CCI Examination Application and Overview booklet or on www.cci-online.org.

Content Category	Approximate % of Examination
Maintain Information, Facility, and Safety	10%
Diagnose Patients	20%
Perform Diagnostic Test	30%
Treat Patients Non-Surgically	12%
Treat Patients Surgically	28%
Total	100%



**Cardiovascular Credentialing
International**

Loyal to the Cardiovascular Profession since 1968

For more information about qualifications and an application please visit www.cci-online.org or call 1-800-326-0268.

Friday, November 4, 2011

4 CONCURRENT SESSIONS

SPECIAL INTEREST SESSIONS *(Sessions are ticketed and run concurrently; additional fee)*

At the request of our learners, the special interest sessions have been designed to truly be of “special interest.” You won’t be able to find the content anywhere else in the Congress. The program planning committee understands that those topics dedicated to the success of a Phlebology practice are important to our members, so these sessions have been designed to meet those needs. Each session brings a number of perspectives and information.

The special interest sessions have been formatted to offer progressive content over the course of two days. The first day will start with a discussion of each topic, followed by a more in-depth look on the second day. Participants are encouraged to submit questions that have arisen on the first day so that they may be addressed on the second day.

7:00 AM – 7:55 AM

Session #101a New & Emerging Technologies*

Steven Elias, MD, FACS, FACPh; Stephen Mascioli, MD, MPH; Thomas Proebstle, MD, MSc

Following the session, the participant should be able to:

- Compare and contrast new products and devices that treat venous disease
- Incorporate the use of emerging technologies into their vein practice
- Communicate with patients about the use of cutting-edge equipment

Session #102a Insurance, Reimbursement & Appeals*

AJ Riviezzo, MBA

Following the session, the participant should be able to:

- Apply correct CPT coding concepts to key phlebology procedures
- Incorporate practice management strategies and other coding concepts to ensure reimbursement
- Develop a process to successfully file an appeal

Session #103a Marketing a Phlebology Practice*

Ricardo Casas

Following the session, the participant should be able to:

- Identify some of the most common marketing strategies necessary to develop a successful vein practice
- Demonstrate how to objectively assess marketing strategies by referring to and using standard business tools such as communication strategies, performance tracking and website analytics
- Understand marketing language as it pertains to media buying, branding, online marketing trends and organizational developments associated to a vein practice

Session #104a Advanced Imaging: MR, CT and Advanced Ultrasound

Neil Khilnani, MD, FACPh; Mark Meissner, MD; Melvin Rosenblatt, MD FACPh

Following the session, the participant should be able to:

- Understand when advanced imaging should be utilized for venous disease
- Incorporate the use of advanced imaging into everyday practice
- Understand the specific strength and weakness of each advanced technique when evaluating venous disease

**CME Credits are not available for these sessions.*



American College of
PHLEBOLOGY

Advancing Vein Care

Friday, November 4, 2011

GENERAL SCIENTIFIC SESSION

8:00 AM – 8:05 AM	Welcome and Opening Remarks	Marlin Schul, MD, MBA, RVT, FACPh
8:05 AM – 8:15 AM	Foundation Announcement	Nick Morrison, MD, FACS, FACPh
8:15 AM – 9:25 AM	The Great Venous Ulcer Debate The timing of treatment for superficial venous insufficiency remains a controversial topic. Years after the ESCHAR trial, novel treatment modalities with comprehensive control of reflux have changed the management of SVI in patients with venous ulcers. Dr. Bill Marston will support the position to treat once the ulcer is determined to be related to venous stasis, while Dr. Tom O'Donnell will support the position that SVI should not be treated until after the ulcer is closed.	William Marston, MD; Thomas O'Donnell, MD
9:25 AM – 9:35 AM	AVF Abstract Award Presentation	TBD
9:35 AM – 9:45 AM	RSMVF Abstract Award Presentation	Colin Davies
9:45 AM – 9:55 AM	EVF Abstract Award Presentation	Robert Meisner, MD, RPVI

9:55 AM – 10:30 AM	REFRESHMENT BREAK <i>Visit the Exhibit Hall</i>
--------------------	--

3 CONCURRENT SESSIONS

10:30 AM – 12:00 PM		
Abstract Session #1		
Dragan Milic, MD, PhD	Long Term Results of Class 3 Compression Therapy Alone Versus Class 2 Compression Plus Surgery in the Treatment of Venous Leg Ulcers - Randomised Controlled Trial	
Khaled ElKaffas, MD	Great Saphenous Vein Radiofrequency Ablation Versus Foam Sclerotherapy in the Management of Primary Varicose Veins – A Randomized Clinical Trial	
Mikel Sadek, MD	Small Saphenous Ablation has a Lower Rate of Endothermal Heat Induced Thrombosis as Compared to Great Saphenous Ablation	
Marc Vuylsteke, MD	Endovenous Laser Ablation: The Role of the Intraluminal Blood. A Histological Study	
Alessandro Frullini, MD	Significant Endothelin Release in Patients Treated with Foam Sclerotherapy	
Thomas Proebstle, MD, MSc	The European Study of Radiofrequency Segmental Thermal Ablation (RSTA) of the Great Saphenous Vein – A Four Year Follow-Up	
Amanda Shepherd, MD	Saphenous Vein Diameter, Quality of Life and Physician Assessment of Disease Severity – Does Size Matter?	
Robert Kiser, DO, MSPH	Vein Diameter and Venous Insufficiency in the Mid-Thigh Great Saphenous Vein: A Retrospective Cohort Analysis	

continued

Friday, November 4, 2011

3 CONCURRENT SESSIONS (CONT.)

10:30 AM – 12:00 PM

Preparing for a Phlebology Emergency: What You Need to Know Before, During and After (ABPh MOC SAM)

Robert Cushing, MD, FACEP, FACPh; Eric Mowatt-Larssen, MD, FACPh; Satish Vayuvegula, MD, MS

Following the session, the participant should be able to:

- Recognize common and uncommon emergencies in the office setting
- Utilize emergency management strategies
- Implement emergency preparedness protocols into their practice

Solutions and Small Veins: Optimizing Small Vein Chemical Ablation Results (ABPh MOC SAM)

Jean-Jerome Guex, MD, FACPh; Julie Karen, MD; Neil Khilnani, MD, FACPh

Following the session, the participant should be able to:

- Identify optimal treatment options for small veins
- Communicate the risks and benefits of sclerotherapy
- Implement means of enhancing treatment outcomes when treating small veins

MULTIDISCIPLINARY SESSION (Runs concurrent with Abstract Sessions)

Following the track, the participant should be able to:

- Implement new and innovative photography techniques to improve documentation of lower extremity vein disease
- Evaluate patients with edema and choose appropriate treatment options
- Formulate treatment options for management of reticular veins and telangiectasias including identifying skin changes in CVI, choosing appropriate sclerosants and managing complication

9:00 AM – 9:05 AM	Welcome	Michelle Vecchione McEvoy, RN, MSN/Ed
9:05 AM – 9:30 AM	Critical Thinking: The Hallmark to a Successful Vein Practice	Michelle Vecchione McEvoy, RN, MSN/Ed
9:30 AM – 9:45 AM	Recognizing Skin Findings in CVI	Elizabeth Hall, RN, BSN
9:45 AM – 10:00 AM	How to Reduce Medical Legal Risk	Christine McGreevey, RN, MS
10:00 AM – 10:15 AM	A Picture is Worth a Thousand Words: The Art and Technique of Photographing the Leg with Venous Insufficiency	Jeffrey Buckman, MD, FACPh
10:15 AM – 10:45 AM	REFRESHMENT BREAK Visit the Exhibit Hall	
10:45 AM – 11:00 AM	The Edema Enigma	Andrea Brennan, OTR/L, CTL-LANA, DAPWCA
11:00 AM – 11:45 AM	Panel Discussion: What Every Sclerotherapist Needs to Know	Karin Augur, PA; Mark Forrestal, MD FACPh; Terri Harper, RN, BSN; Terri Morrison, RN, BS, VocED; Michelle Vecchione McEvoy, RN, MSN/Ed
11:45 AM – 12:00 PM	Question and Answer	All of the Above



American College of
PHLEBOLOGY

Advancing Vein Care

Friday, November 4, 2011

IMPROVING YOUR ULTRASONOGRAPHY TECHNIQUES *(Runs concurrent with Abstract Sessions)*

Following the track, the participant should be able to:

- Analyze ultrasound findings in the diagnosis of pelvic venous disease
- Evaluate ultrasound findings in the lower extremity and correlate with pelvic venous disease

9:00 AM – 9:05 AM	Pelvic/Iliac Veins: Basic Anatomy and Current Treatments (Compression, Stents)	Barbara Pohle-Schulze, RVT, RDMS, RDCS, RPhS
9:05 AM – 9:20 AM	Deep Vein Reflux and Valves – Surgical Repairs and Ultrasound Appearances	Oscar Maleti, MD
9:20 AM – 9:35 AM	Venous Duplex Hemodynamics – An Alternative Diagnostic Theory	Diana Neuhardt, RVT, RPhS
9:35 AM – 9:50 AM	Case Studies	Oscar Maleti, MD; Diana Neuhardt, RVT, RPhS; Barbara Pohle-Schulze, RVT, RDMS, RDCS, RPhS
9:50 AM – 10:00 AM	Question and Answer	All of the Above
10:00 AM – 10:30 AM	REFRESHMENT BREAK <i>Visit the Exhibit Hall</i>	
10:30 AM – 12:00 PM	Live Scan Session – Proximal Extension of Varicose Veins: International Methods vs. U.S. Methods	Diana Neuhardt, RVT, RPhS; Melvin Rosenblatt, MD, FACPh; Takashi Yamaki, MD

12:00 PM – 1:30 PM	LUNCH ON YOUR OWN <i>Visit the Exhibit Hall</i>
--------------------	--

5 CONCURRENT SESSIONS

1:30 PM – 3:00 PM

Abstract Session #2

Hugo Partsch, MD, FACPh	Search for an Optimal Compression Pressure to Reduce Extremity Edema
Takashi Yamaki, MD	Factors Predicting Development of Advanced Symptoms of Post-Thrombotic Syndrome in Patients with a First Episode of Deep Vein Thrombosis
John Mauriello, MD, FACPh	Popliteal Vein Compression
Ahmed Gaweesh, MBBCh, MSc	Underlying Deep Venous Abnormalities in Patients with Unilateral Chronic Venous Disease - A Pilot Study Using Direct Injection CT Venography
Sapan Desai, MD, PhD	Diagnosis of Iliocaval Venous Obstruction: A Prospective Study
Alessandro Pieri, MD	Differences Between Male and Female Varicocele
Douglas Joyce, DO, FACOS	Low vs. Standard Energy 1470 Laser Ablation of Saphenous and Perforator Veins: A Comparison of 1338 Cases
John Hovorka, MD, FACS	Use of IntraVascular UltraSound in the Clinic

continued

Friday, November 4, 2011

5 CONCURRENT SESSIONS (CONT.)

1:30 PM – 3:00 PM

Updates on Chronic Cerebrospinal Venous Insufficiency: Establishing a Diagnosis and Current State of Therapeutic Interventions

Mark Meissner, MD; Diana Neuhardt, RVT, RPhS; Melvin Rosenblatt, MD, FACPh; Paolo Zamboni, MD

Following the session, the participant should be able to:

- Identify patients at risk for CCSVI
- Utilize appropriate diagnostic testing and interpret results
- Formulate treatment plan for patients with CCSVI

Lasers, Lights and Radio Waves: Role of Adjunctive Treatments for Small Veins of the Legs and Body

Lowell Kabnick, MD, FACS, FACPh, RPhS; Julie Karen, MD; Thomas Proebstle, MD, MSc

Following the session, the participant should be able to:

- Compare percutaneous treatment modalities for the treatment of small veins
- Identify risks and benefits of each of the treatment options
- Implement strategies to optimize outcomes

Sports and Venous Disease: From the Weekend Warrior to the Competitive Athlete

Steven Elias, MD, FACS, FACPh; Bruce Hoyle, MD; Neil Khilnani, MD, FACPh; Eric Mowatt-Larssen, MD, FACPh; Eberhard Rabe, MD

Following the session, the participant should be able to:

- Analyze popular sports activities and implications for developing venous disease
- Recognize the scientific basis of compression therapy and compression options for runners, cyclists, triathletes and other competitive and recreational athletes
- Assist the patient in distinguishing musculoskeletal pain from venous disease

Electronic Health Records: Now and in the Future

Clint Hayes, MD, FACS, RVT, RPVI, FACPh; Ronald Kolegraff, MD; Duane Randleman, Jr., MD; J. Gordon Wright, MD, FACS

Following the session, the participant should be able to:

- Evaluate and improve current EMR/EHR practice
- Identify what aspects of their practice will require digital adaptation
- Enhance EMR/EHR to achieve meaningful use



Friday, November 4, 2011

3:00 PM – 3:30 PM

REFRESHMENT BREAK

Visit the Exhibit Hall

4 CONCURRENT SESSIONS

3:30 PM – 5:00 PM

Balance of Hemostasis: Recognize Risk, Establish a Diagnosis and Effectively Manage Thrombophilia

Stephanie Dentoni, MD; Sandra Spruiell, DO, FACPh

Following the session, the participant should be able to:

- Identify patients at risk for thrombophilia
- Implement strategies for VTE prophylaxis in high risk patients when considering treatments for venous insufficiency
- Distinguish currently known thrombophilic states

Gases, Bubbles and Foam: Safety Principles and Current Evidence

James Albert, MD; Douglas Hill, MD, FACPh, FCFP; Nick Morrison, MD, FACS, FACPh;

Douglas Wooster, MD, FACS, FRCSC, RVT

Following the session, the participant should be able to:

- Identify indication for use and principles related to effective foam preparation
- Employ best practices to enhance patient safety and outcomes for patients receiving foam sclerotherapy
- Enhance consent process with patients considering foam sclerotherapy as a treatment option

Dermatology for the Phlebologist

Julie Karen, MD; Eberhard Rabe, MD, FACPh; Steven Zimmet, MD, RVT, FACPh

Following the session, the participant should be able to:

- Identify common dermatologic problems that can present to the phlebologist
- Appropriately refer conditions that require a dermatological specialist for further evaluation and treatment
- Develop management strategies for common dermatologic conditions which are encountered by the phlebologist

Comparing Duplex Ultrasound Scanning Between the U.S. and Abroad

Jean-Luc Gillet, MD; Jean-Jerome Guex, MD, FACPh; G. Mark Malouf, FRACS, FRCS (Eng);

Diana Neuhardt, RVT, RPhS; Takashi Yamaki, MD

Following the session, the participant should be able to:

- Compare and utilize various techniques from around the world for duplex imaging of the lower extremities.
- Implement best practices for diagnostic imaging and documentation according to established principles throughout the world.

Friday, November 4, 2011

5:00 PM – 6:15 PM

POSTER ABSTRACTS

6:15 PM – 7:45 PM

OPENING NIGHT RECEPTION in EXHIBIT HALL
Open to All Registrants

Opening RECEPTION

thrombophlebitis
therapeutic preventing physiology pelvic
leg acute research practice veins techniques
ultrasound ulcers evaluate perforators testing results
lymphedema phlebology venous
examination clinical ablation health sclerotherapy methods management
multidisciplinary thrombosis imaging diagnostic patients analyze
endovenous sclerosants treatment enhancing



American College of
PHLEBOLOGY

Advancing Vein Care

Saturday, November 5, 2011

4 CONCURRENT SESSIONS

SPECIAL INTEREST SESSIONS *(Sessions are ticketed and run concurrently; additional fee)*

At the request of our learners, the special interest sessions have been designed to truly be of “special interest.” You won’t be able to find the content anywhere else in the Congress. The program planning committee understands that those topics dedicated to the success of a Phlebology practice are important to our members, so these sessions have been designed to meet those needs. Each session brings a number of perspectives and information.

The special interest sessions have been formatted to offer progressive content over the course of two days. The first day will start with a discussion of each topic, followed by a more in-depth look on the second day. Participants are encouraged to submit questions that have arisen on the first day so that they may be addressed on the second day.

7:00 AM – 7:55 AM

Session #101b New & Emerging Technologies*

Steven Elias, MD, FACS, FACPh; Stephen Mascioli, MD, MPH; Thomas Proebstle, MD, MSc

Following the session, the participant should be able to:

- Compare and contrast new products and devices that treat venous disease
- Incorporate the use of emerging technologies into your vein practice
- Communicate with patients about the use of cutting-edge equipment

Session #102b Insurance, Reimbursement & Appeals*

Peter Benson, MD, FAAFP, FACDS; AJ Riviezzo, MBA

Following the session, the participant should be able to:

- Apply correct CPT coding concepts to key phlebology procedures
- Incorporate practice management strategies and other coding concepts to ensure reimbursement
- Develop a process to successfully file an appeal

Session #103b Marketing a Phlebology Practice*

Victor Sirgado

Following the session, the participant should be able to:

- Identify some of the most common marketing strategies necessary to develop a successful vein practice
- Demonstrate how to objectively assess marketing strategies by referring to and using standard business tools such as communication strategies, performance tracking and website analytics
- Understand marketing language as it pertains to media buying, branding, online marketing trends and organizational developments associated to a vein practice

Session #104b Advanced Imaging: MR, CT and Advanced Ultrasound

Neil Khilnani, MD, FACPh; Mark Meissner, MD; Melvin Rosenblatt, MD FACPh

Following the session, the participant should be able to:

- Understand when advanced imaging should be utilized for venous disease
- Incorporate the use of advanced imaging into everyday practice
- Understand the specific strength and weakness of each advanced technique when evaluating venous disease

**CME Credits are not available for these sessions.*

Saturday, November 5, 2011

GENERAL SCIENTIFIC SESSION

8:00 AM – 8:05 AM	Remarks and Announcements	Marlin Schul, MD, MBA, RVT, FACPh
8:05 AM – 9:00 AM	Capturing the Patient's Voice – Navigating This Critical Time in Medicine Details of health care reform are cloudy at best, but are there directions we should take as phlebologists to secure a position or voice at the table? Dr. Flum will offer a lively discussion sharing his unique view of phlebology and opportunities for our field of practice.	David Flum, MD
9:00 AM – 9:15 AM	ABPh 2011 Diplomate Recognition	2011 Diplomates
9:15 AM – 9:55 AM	Research and Award Presentations	

9:55 AM – 10:30 AM	REFRESHMENT BREAK <i>Visit the Exhibit Hall</i>
--------------------	--

10:30 AM – 11:15 AM	BUSINESS MEETING	John Mauriello, MD, FACPh
---------------------	------------------	---------------------------

"I just joined the ACP and was not even aware that there were so many benefits offered to members, like practice management resources, coding & reimbursement help, volunteer opportunities, networking and marketing tools. I am glad that I joined; now I have to contact the ACP to find out more about these interesting opportunities."

– 2010 New Member Comment from Benefits Assessment Survey



American College of
PHLEBOLOGY

Advancing Vein Care

Saturday, November 5, 2011

5 CONCURRENT SESSIONS

11:15 AM – 12:30 PM

The Black and White of Grey Matter: Communication and Ethics for the Health Care Professional's Brain (ABPh MOC SAM)

Helene Fronek, MD, FACP, FACPh; Lisa Pavone, MD; Sandra Spruiell, DO, FACPh

Following the session, the participant should be able to:

- Utilize effective communication strategies
- Incorporate cultural and linguistic competency when communicating with patients, staff and peers
- Avoid ethical pitfalls

Diagnostic and Therapeutic Approaches to Truncal Vein Management

Stephen Daugherty, MD, FACS, RVT, RPhS; Mark Forrestal, MD, FACPh

Following the session, the participant should be able to:

- Interpret studies and organize logical treatment plan for patients with saphenous reflux
- Appropriately treat and manage patients with truncal vein insufficiency
- Analyze anatomy of truncal veins

Credentialing and Accreditation in Phlebology: What Changes Every Phlebologist Should Make

Marge Hutchisson; Mark Meissner, MD; Joseph Zygmunt, Jr., RVT, RPhS

With the field of Phlebology growing and changing, there is often confusion on what the requirements are to become credentialed or to get a facility accredited. This session will address trends and recommendations with an evolving healthcare system, review the RPhS credential, ICAVL accreditation, and other requirements affecting a Phlebology practice.

Take Your Best Shot – Ulcers: The Follow-Up to the Great Venous Ulcer Debate, a Chance to Hear an Expert Panel Address Questions and Tackle Difficult Cases Related to Venous Ulcers

Steven Elias, MD, FACS, FACPh; Philip Hertzman, MD, FACP, FAAFP, FACPh; G. Mark Malouf, FRACS, FRCS (Eng); William Marston, MD; Hugo Partsch, MD, FACPh; Eberhard Rabe, MD, FACPh

Following the session, the participant should be able to:

- Differentiate between various forms of leg ulcers
- Develop a diagnostic approach to patients presenting with leg ulcers
- Employ common wound care strategies and treatments for patients with venous ulcers

Participants are encouraged to submit difficult cases in advance. Please email your cases to education@acpmail.org

Alternative Topics and Practices in Phlebology

Douglas Joyce, DO, FACOS; Rene Milleret, MD; Nick Morrison, MD, FACS, FACPh; Eric Mowatt-Larsen, MD, FACPh; Maurizio Ronconi, MD; Thomas Wright, MD, FACP, RVT

**"The best part of the ACP has always been
networking with other Phlebologists."**

– 2010 Congress attendee

Saturday, November 5, 2011

LUNCH

12:30 PM – 1:30 PM	LUNCH <i>Visit the Exhibit Hall</i>
12:30 PM – 1:30 PM	WOMEN IN PHLEBOLOGY LUNCH <i>Open to Female MD's and DO's (RSVP required)</i>
12:30 PM – 1:30 PM	NURSING SECTION BUSINESS MEETING AND LUNCH <i>Open to Nursing Section Members (RSVP Required)</i>
12:30 PM – 1:30 PM	ULTRASONOGRAPHY SECTION BUSINESS MEETING AND LUNCH <i>Open to Ultrasonography Section Members (RSVP Required)</i>
12:30 PM – 1:30 PM	APN/PA SECTION BUSINESS MEETING AND LUNCH <i>Open to APN/PA Section Members (RSVP Required)</i>

5 CONCURRENT SESSIONS

1:30 PM – 3:00 PM

Abstract Session #3

Giovanni Mosti, MD	Inelastic Compression in Mixed Ulcers Increases Arterial Inflow and Venous Output
Douglas Wooster, MD, FACS, FRCSC, RVT	The Impact of Implementing Venous Practice Guidelines on Venous Duplex Ultrasound Utilization
Kaji Sritharan, MD, FRCS	Depression is Prevalent in Patients with Chronic Venous Disease – Implications for Management
Elizabeth Wooster, PhD	Performance-Improvement Continuing Education in Phlebology: Applying Self Assessment and Mini-Practice Audit Models
Hisato Konoeda, MD	Quantification of Superficial Venous Reflux Measured by Duplex Ultrasound - Role of Reflux Velocity in the Progression of Chronic Venous Insufficiency
Giovanni Mosti, MD	Elastic Stockings with a Negative Pressure Gradient Increase Venous Pumping Function More Than Graduated Elastic Stockings
Tristan Lane, MD	Patterns of Referral from Primary Care for Chronic Venous Disease
Douglas Wooster, MD, FACS, FRCSC, RVT	Patients' and Referring Physicians' Expectations in the Management of Varicose Veins

continued



American College of
PHLEBOLOGY

Advancing Vein Care

Saturday, November 5, 2011

5 CONCURRENT SESSIONS (CONT.)

1:30 PM – 3:00 PM

Tips, Timing, and Techniques for Managing Tributary Veins

Mark Forrestal, MD, FACPh; Mark Isaacs, MD, FACPh, FAAFP; Lowell Kabnick, MD, FACS, FACPh, RPhS

Following the session, the participant should be able to:

- Identify and compare treatment options for treatment of tributary veins
- Learn how to incorporate ambulatory phlebectomy
- Demonstrate technical points important in performing sclerotherapy for tributaries

Journal Club: An Evaluation and Discussion of Current Literature Affecting Today's Phlebologist (ABPh MOC SAM)

Yung-Wei Chi, DO, FAHA, FSVM; Philip Hertzman, MD, FACP, FAAFP, FACPh; Robert Min, MD, MBA, FACPh, FSIR; Julianne Stoughton, MD, FACS

Following the session, the participant should be able to:

- Implement strategies described in current literature
- Identify new and alternative approaches to venous disease treatment
- Incorporate information into practice in order to enhance practice outcomes

World of Phlebology: Venous Disease From an International Perspective with a Focus on the Topic of Superficial Thrombophlebitis

Jean-Luc Gillet, MD; Jean-Jerome Guex, MD, FACPh; G. Mark Malouf, FRACS, FRCS (Eng); Mark Meissner, MD; Hugo Partsch, MD, FACPh; Takashi Yamaki, MD

Following the session, the participant should be able to:

- Employ diagnostic techniques and management of spontaneous superficial thrombophlebitis (STP)
- Contrast risk factors for developing STP and developing complications related to STP
- Diagnose and effectively manage STP complications related to phlebology procedures

Multidisciplinary Workshops: Ambulatory Phlebectomy, Sclerotherapy, Compression Therapy, and Wound Care

Susie Baker, RN; Andrea Brennan, OTR/L, CLT-LANA, DAPWCA; Catherine Burdge, APRN; Elizabeth Hall, RN, BSN; Terri Harper, RN, BSN; Janice Moreno, RN, BSN, CVN; Terri Morrison, RN, BS, Voc Ed; Mary Sieggreen, MSN, RN, CS, NP, CVN; Michelle Vecchione-McEvoy, RN, MSN/Ed

The workshop format is back by popular demand. Come and meet clinicians from several disciplines as they present their area of expertise. This format will give the participant exposure not only to phlebologic techniques but also the latest wound care and lymphedema modalities. Each station gives the participant an opportunity to handle tools and equipment and even practice techniques (on non live models). This workshop will benefit the novice and expert alike.

Following the session, the participant should be able to:

- Demonstrate ambulatory phlebectomy techniques and discuss the benefits and limitations of ambulatory phlebectomy vs. sclerotherapy
- Apply a variety of visually guided sclerotherapy techniques to the treatment of reticular veins and telangiectasias, including typical and atypical presentations
- Select the optimal compression therapy for lower extremity venous disease before, during and after treatment
- Compare and contrast current wound care modalities

Saturday, November 5, 2011

3:00 PM – 3:30 PM

REFRESHMENT BREAK

Visit the Exhibit Hall

5 CONCURRENT SESSIONS

3:30 PM – 5:00 PM

Take Your Best Shot – Get Your Questions to Difficult Cases Answered

Steven Elias, MD, FACS, FACPh; Jean-Jerome Guex, MD, FACPh; Oscar Maleti, MD; Thomas O'Donnell, MD; Thomas Proebstle, MD, MSc; Eberhard Rabe, MD; Julianne Stoughton, MD, FACS

Back by popular demand, this session will consist of a panel providing solutions and alternative strategies to your difficult cases. Participants are encouraged to submit cases in advance. Please email your cases to education@acpmail.org.

How to Participate in Clinical Research

Yung-Wei Chi, DO, FAHA, FSVU; Mark Meissner, MD; David M. Rocke, PhD; Marlin Schul, MD, MBA, RVT, FACPh; David Wright, MD

Following the session, the participant should be able to:

- Analyze important research needs in phlebology
- Implement accepted research principles in clinical practice
- Evaluate and improve on ability to participate in a clinical research trial

American Venous Forum (AVF)

Joseph Caprini, MD, MS, FACS, RVT; Michael Dalsing, MD; Jawed Fareed, PhD; Robert Kistner, MD

Following the session, the participant should be able to:

- Employ the appropriate duration of therapy indications for discontinuing anticoagulation using newer anticoagulants
- Integrate a plan for reviewing thrombotic risk for patients undergoing phlebology procedures
- Consider the need to join an effort to enhance education of medical providers and reduce the incidence of venous ulcers in their community

Society for Vascular Ultrasound (SVU)

Paula Heggerick, RVT, RDMS, RPhS, FSVU; Frank Miele, MSEE; Susan Murphey; Don Ridgway, RVT

Following the session, the participant should be able to:

- Analyze venous hemodynamics during patient diagnosis
- Differentiate between arterial or venous disease based on patient presentation
- Incorporate proper ergonomic techniques when performing ultrasound

Multidisciplinary Workshops (continued)

6:00 PM – 10:00 PM

ACP DINNER & SOCIAL AND SILENT AUCTION FINALE

*All Registrants Welcome: Additional Fee Required
Tickets are Limited!*



American College of
PHLEBOLOGY

Advancing Vein Care

Sunday, November 6, 2011

2 CONCURRENT SESSIONS

9:00 AM – 11:00 AM

Morbidity and Mortality

Steven Elias, MD, FACS, FACPh; Lowell Kabnick, MD, FACS, FACPh, RPhS; Oscar Maleti, MD; G. Mark Malouf, FRACS, FRCS (Eng); Robert Min, MD, MBA, FACPh, FSIR; Nick Morrison, MD, FACS, FACPh; Melvin Rosenblatt, MD FACPh

Following the session, the participant should be able to:

- Formulate a plan to manage specific complications related to phlebology procedures
- Employ best practice principles to help minimize treatment related complications
- Evaluate your medicolegal documentation prior to the procedures you perform

Multidisciplinary Session – Topics to Include: Evidence Based Research: A Case Study, Long Term Management of the KTS Patient; Thrombophilia: Identifying Warning Signs, Post-Thrombotic Syndrome and Emergency Response

Karin Augur, PA-C; Susie Baker, RN; Janice Moreno, RN, BSN, CVN; Mary Sieggreen, MSN, RN, CS, NP, CVN; Satish Vayuvegula, MD, MS; Michelle Vecchione McEvoy, RN, MSN/Ed

Following the session, the participant should be able to:

- Identify evidence based research and apply findings to current practice
- Discuss long term treatment strategies for patients with Klippel-Trenaunay Syndrome, Post-Thrombotic Syndrome and thrombophilia
- Recognize phlebology emergencies and apply appropriate management strategies



Veinlite II - Setting a New Standard for Infection Control and Varicose Vein Imaging



Orange Light

White Light

Dual Color Imaging



New Light Source
New Ringlight

TransLite, LLC

8410 Hwy 90A, #150, Sugar Land, TX 77478
www.veinlite.com info@veinlite.com
Tel: 281 240 3111 Fax: 281 240 3122

Authors & Presenters Index

Albert, J., 34	Hovorka, J., 32	Proebstle, T., 29, 30, 33, 36, 41
Asbjornsen, C., 20	Hoyle, B., 20, 21, 25, 33	Rabe, E., 33, 34, 38, 41
Augur, K., 31, 42	Hutchisson, M., 38	Randleman, D., 25, 33
Baker, S., 40, 42	Isaacs, M., 20, 21, 40	Ridgway, D., 41
Benson, P., 25, 36	Joyce, D., 32, 38	Riviezzo, A.J., 29, 36
Brennan, A., 31, 40	Kabnick, L., 33, 40, 42	Robertson, A., 20, 21
Buckman, J., 31	Karen, J., 30, 33, 34	Rocke, D., 41
Burdge, C., 25, 40	Khilnani, N., 29, 30, 33, 36, 39	Ronconi, M., 38
Caprini, J., 41	Kiser, R., 30	Rosenblatt, M., 27, 29, 32, 33, 36, 42
Casas, R., 29	Kistner, R., 41	Sadek, M., 30
Chi, Y-W., 40, 41	Kolegraff, R., 33	Schul, M., 30, 37, 41
Cushing, R., 20, 21, 31	Konoeda, H., 39	Sclafani, S., 27
Dalsing, M., 41	Lane, T., 39	Shepherd, A., 30
Daugherty, S., 20, 21, 26, 38	Maleti, O., 32, 41, 42	Sieggreen, M., 40, 42
Desai, S., 32	Malouf, G.M., 34, 38, 40, 42	Sirgado, V., 36
Dentoni, S., 20, 21, 34	Marston, W., 30, 38	Snyder, G., 26, 27
Duesdieker, P., 24	Mascioli, S., 29, 36	Spruiell, S., 25, 34, 38
Elias, S., ... 26, 27, 29, 33, 36, 38, 41, 42	Mauriello, J., 32, 37	Sritharan, K., 39
Elkaffas, K., 30	McGreevey, C., 25, 31	Stein, B., 26, 27
Fareed, J., 41	Meissner, M., 29, 33, 36, 38, 40, 41	Stoughton, J., 40, 41
Flum, D., 37	Miele, F., 41	Vayuvegula, S., 26, 30, 42
Forrestal, M., 21, 31, 38, 40	Milic, D., 30	Vecchione-McEvoy, M., 31, 40, 42
Fronek, H., 20, 21, 38	Milleret, R., 38	Vining, J., 24
Frullini, A., 30	Min, R., 20, 21, 39, 40, 42	Vuylsteke, M., 30
Gaweesh, A., 32	Moreno, J., 40, 42	White, J., 24, 25
Gillespie, D., 26, 27	Morrison, N., 20, 21, 30, 34, 38, 42	Wooster, D., 34, 39
Gillet, J-L., 34, 40	Morrison, T., 31, 40	Wooster, E., 39
Guex, J-J., 31, 34, 40, 41	Mosti, G., 39	Wright, D., 41
Haley, A., 25, 26	Mowatt-Larssen, E., 30, 33, 38	Wright, J.G., 25, 33
Hall, E., 31, 40	Murphey, S., 41	Wright, T., 38
Harper, T., 31, 40	Neuhardt, D., 24, 32, 33, 34	Yamaki, T., 32, 34, 40
Hayes, C., 25, 33	O'Donnell, T., 20, 21, 30, 41	Zamboni, P., 33
Heggerick, P., 24, 41	Partsch, H., 32, 38, 40	Zimmet, S., 25, 34
Hertzman, P., 38, 40	Pavone, L., 25, 26, 38	Zygmunt, J., 20, 24, 38
Hill, D., 34	Pieri, A., 32	
Hofmann, L., 20	Pohle-Schulze, B., 24, 32	



*Looking for the latest technology
and the lowest cost?*

*Ask about our
New **ThermaLite™ Acquisition Program (TAP)**
as little as **\$495 a month!***

Total Vein is pleased to offer the latest laser technology in a more affordable and portable system, the **ThermaLite™ 1470 Nano**.

The superior 1470 wavelength targets interstitial water and has up to 1500 times greater water absorption than the other popular lower wavelengths. Operating at lower energy densities results in less bruising, less swelling and virtually no postoperative pain.

The **ThermaLite™ 1470** is FDA approved for a multitude of applications including laser lipolysis.



The NEW ThermaLite™ 1470 Nano

- Affordable
- Portable
- Less than 10 lbs!



Your partner in delivering quality and affordable healthcare.



Venous Education: Quality Data
Enhancing Patient Outcomes

25th ANNUAL CONGRESS
November 3-6, 2011
JW Marriott Los Angeles at L.A. Live

TOP REASONS TO ATTEND

THE 2011 ACP ANNUAL CONGRESS

- CME Credit – a maximum of 23.25 AMA PRA Category 1 Credit(s)TM
- American Board of Phlebology MOC credit available
- 30+ Program Sessions
- 2 Keynote Addresses – Venous Ulcer Debate and Health Care Reform & Venous Disease
- 4 Special Interest Sessions – New & Emerging Technologies; Insurance, Reimbursement & Appeals; Marketing a Phlebology Practice and Advanced Imaging: MR, CT and Advanced US
- Basic, Intermediate and Advanced Seminar Tracks
- Exhibitors representing the top products and services specific to phlebology
- Networking Opportunities – Golf Outing, Receptions, Silent Auction and Dinner & Social
- Hosted at the JW Marriott housed within the L.A. Live entertainment complex, just steps from the Staples Center, The Grammy Museum, several fashionable restaurants, two nightclubs, a bowling alley and ESPN's West Coast broadcast headquarters

TOPICS COVERED

- | | | |
|--|---------------------------------|--|
| • Sports and Venous Disease | • New and Emerging Technologies | • Phlebology Complications and Emergencies |
| • Sclerotherapy | • Insurance | • Dermatology for the Phlebologist |
| • Research in Phlebology | • Reimbursement and Appeals | • Practice Management |
| • Diagnosis and Treatment of Venous Ulcers | • Practice Marketing | |
| | • Hands-on Workshops | |

Please share this program with anyone you feel may be interested in the ACP or the Annual Congress.